



Cabinet Space



Machine Safety



Flexibility



Productivity



IE3/IE4 Ready

Over 100 years of leadership
in switching technology

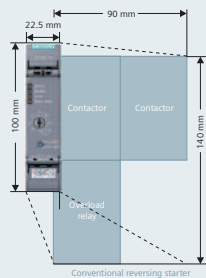
Low Voltage Control Products

The perfect combination

siemens.com/sirius

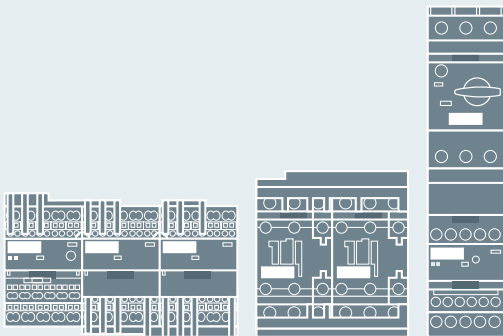
Save space

High performance in the compact installation size. Newly introduced Sirius Innovation size S2 offers 80A in just 55mm width




Order pre-assembled

Ready-made and tested combinations with short-circuit strength up to 150 kA/400 V



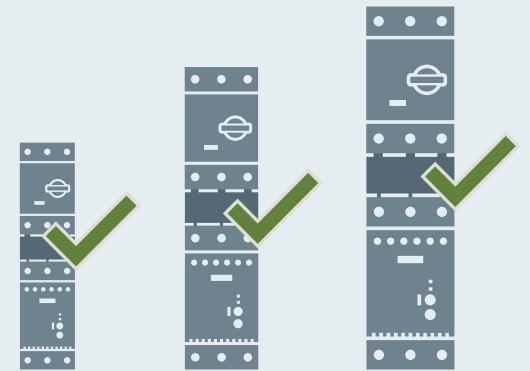
Worldwide use

Fulfills all relevant standards and approvals worldwide, also for (e.g. safety, rail and ship building)



Modular design

Perfectly matched and dimensioned products expandable with common accessories



We are IE3/IE4 ready!

Ready-made and tested combinations with short-circuit strength up to 150 kA/400 V. Also other standard combinations available



No false tripping during startup process



Reliable switching capacity when using IE3 motors

Engineering made easy

Simple and efficient by using the appropriate data and tools

- 1 Search for and find products
- 2 Data for CAE / CAD System
- 3 Certificates, documents, manuals
- 4 Support and Technical Assistance
- 5 Download CAx data and documents
- 6 Compile individual manuals
- 7 Apps for iOS and Android
- 8 Engineering Software from Siemens
- 9 EPLAN electric P8 macros

SIRIUS Modular System

Index

Contents	Page No.
1 Switching Devices	
Contactors Relays - 3RH2 (S00)	5
Latched Contactor Relays (S00)	5
Contactors Relays - 3RH2 (S00) (with Low power consumption coil)	5
Power Contactors - 3RT (S00 to S12)	6
Power Contactors - 3RT (S6 to S12) (with separate coils)	7
Power Contactors - 3RT2 (S0)	7
Power Contactors - 3RT1 (S3)	7
Energy Efficient Contactors	8-9
Power Contactors - 3RT20 coupling relays (PLC interface relay)	9
Vacuum Contactors - 3RT12/ 3TF6	10
Power Contactors - 3RT with indication of Remaining LifeTime (RLT)	10
3 Pole AC1 Duty Contactors - 3RT24 & 3RT14	11
4 Pole Power Contactors (with 4NO main contacts)	11
4 Pole Power Contactors (with 2NO+2NC main contacts)	11
Power Contactors with Fail-safe input	12
Communication capable power contactors	13
Solid state switching devices - 3RF	14
Auxiliary contact blocks for 3RT/3RH	14
Accessories for 3RT2 and 3RH2 Contactors (S00 to S3)	15-17
Accessories for 3 Pole 3RT2 & 3RT1 Contactors (S3 to S12)	18
Accessories for 4 Pole Contactor - 3RT23, 3RT13	19
3RA Load Feeders - ready to assemble kits for DOL	20
3RA Load Feeders - ready to assemble kits for R-DOL	22-25
3RA Load Feeders - ready to assemble kits for Star-Delta	26-29
3RV29 Infeed System	30
Reversing contactor Assemblies - 3RA23	31
Star Delta contactor Assemblies - 3RA24	31
Spares coils - 3RT2 (S0, S2, S3) & 3RT1 (S3)	32
Spares coils - Vacuum & RLT Contactor (S6 to S12)	33
Spare parts for 3RT contactor	33
Adapter plates	33
Spares for 3RT12 vacuum contactors	34
Contactors relays and power contactors - 3TH, 3TF	35
2 Pole DC power contactors - 3TC	36
Accessories and spares for 3TH, 3TF	36-37
Spares for 3TC contactors	38
3TS Capacitor duty contactors	40
3TS Converter duty contactors	40
3TS 2 Pole contactors	41
Spares for 3TS Contactors	41

Contents	Page No.
2 Protection Devices	
Thermal Overload Relays - 3RU	43
Microprocessor based overload relay - 3RB	44
Accessories for 3RU/3RB overload relays	46
Thermal overload relays - 3UA / 3UC	47
Accessories for 3UA birelay	47
Motor protection circuit breakers - 3RV	48
Accessories for 3RV	51
Motor protection circuit breakers - 3VS	54
Motor protection circuit breakers - 3VU	55
Accessories for 3VS/3VU	55
3 Motor Starting Devices	
Digital soft starters and accessories - 3RW30/40/44	57
Digital soft starters and accessories - 3RW52/55	60
3RM1 starter	62
Agriculture and Industrial starters - 3TW/3TE	64
Water level controller	64
Spares for starters	65
4 Timing and Monitoring Devices	
Electronic timers - 3RP	66
Current monitoring relays - 3RR	66
Line monitoring relays - 3UG	66
Thermistor motor protection relays - 3RN2	67
Insulation monitoring relays -3UG	67
Timing and Monitoring relays - 7PV0 / 7UG0	68
Plug-in-relays - 7RQ	69
5 Commanding and Signaling Devices	
SIRIUS ACT - 3SU	71
Signaling column - 8WN	75
Indicating lamps 3SB5 (complete and modular)	76
Push button - 3SB5	77
Push button stations - 3SB5	78
Accessories - 3SB5	78
6 Detecting Devices	
Position switches - 3SE5	80
Cable Operated Switches - 3SE7	83
7 Actuator sensor interface (AS-i)	85
8 SIMOCODE pro	87
9 Safety Relays & Systems - 3SK1	88
10 Power Quality Solution NEW	90
11 Type-2 Co-ordination Charts	94
12 Available till stocks last	97
13 Discontinued	98
14 Contact Partners	
Customer care	100
Training centres	102
Offices and territory managers	Back cover

SIEMENS

Ingenuity for life



SIRIUS Modular System

The perfect combination

- **Modular design**
Optimally matched and dimensioned products expandable with uniform accessories
- **Space savings**
Highest performance on the market based on installation size
- **Pre-assembled units**
Order ready-made and tested combinations with short-circuit strength up to 150 kA/400 V
- **Quick connections**
Comprehensive spring-type terminal portfolio, function blocks for contactor assemblies for reversing and star-delta (wye-delta) starting as well as connectors
- **Efficient configuration**
Configuration data and macros for integration into your CAE systems
- **Universal use**
Fulfills all relevant standards and approvals worldwide, also for extreme conditions (e.g. safety, rail and shipping) and is IE3/IE4 ready

www.siemens.com/SIRIUS



Contactor Relays (Auxiliary contactors)



3RH2 (S00) with "Mechanically linked contact elements"

Screw terminals

Size	Operational Current Ie AC-15 at 230V A	Contacts NO	Contacts NC	AC Coil [§]			DC Coil [®]		
				Type*	Unit LP ¹⁾ ₹	Std. pkg. (nos.)	Type*	Unit LP ¹⁾ ₹	Std. pkg. (nos.)
S00	10	4	-	■ 3RH2140-1A..0	1225.-	1	■ 3RH2140-1B..0	1680.-	1
		3	1	■ 3RH2131-1A..0	1225.-	1	■ 3RH2131-1B..0	1680.-	1
		2	2	■ 3RH2122-1A..0	1225.-	1	■ 3RH2122-1B..0	1680.-	1

§@ Please enter coil codes from table below

* For ordering contactors with spring type terminals, please replace 8th digit from '1' to '2'.



Latched Contactor Relays

Screw terminals

Operational current Ie AC-15 at 230V A	Contacts NO	Contacts NC	AC Coil [§]			DC Coil [®]		
			Type	Unit LP ¹⁾ ₹	Std. pkg. (nos.)	Type	Unit LP ¹⁾ ₹	Std. pkg. (nos.)
10	4	-	3RH2440-1A..0	4325.-	1	3RH2440-1B..0	5695.-	1
	3	1	3RH2431-1A..0	4325.-	1	3RH2431-1B..0	5695.-	1
	2	2	3RH2422-1A..0	4325.-	1	3RH2422-1B..0	5695.-	1

§@ Please enter coil codes from table below

For Latched Power Contactors refer 3RT accessory "Mechanical Latching Blocks" on page no. 16

Spring type terminals are not available for latched contactor relays.

Rated control supply voltages for 3RH21 & 3RH24

\$ AC coil voltage

Code	B0	■ F0	■ P0
Coil voltage 50/60 Hz	24	110	230

@ DC Coil Voltage

Code	■ B4	F4	M4
Coil voltage	24	110	220

1) For ordering contactors with other than above coil voltages, please add Rs. 160/- to the unit LP of standard contactor.

Please contact nearest sales office for other coil voltages

Contactor Relays (with Low power consumption coil)



Auxiliary Contactor - 3RH21 Coupling Relays

Screw terminals

Size	Surge Suppressor	Rated operational current Ie AC-15 at 230 V A	Auxiliary contacts		Type*	Unit LP ₹	Std. pkg. (nos.)
			NO	NC			
Rated control supply voltage U _s = 24 V DC, Operating range 0.7 to 1.25xU _s , Power Consumption 2.8W at 24V DC							
S00	Built in Suppressor Diode	10	4	-	3RH2140-1KB40	2095.-	1
			3	1	3RH2131-1KB40	2095.-	1
			2	2	3RH2122-1KB40	2095.-	1
Rated control supply voltage U _s = 24 V DC, Operating range 0.85 to 1.85xU _s , Power Consumption 1.6W at 24V DC							
S00	Built in Suppressor Diode	10	4	-	3RH2140-1SB40	2980.-	1
			3	1	3RH2131-1SB40	2980.-	1
			2	2	3RH2122-1SB40	2980.-	1

* For ordering contactors with spring type terminals, please replace 8th digit from '1' to '2'

Note: 3RH21 Coupling Relays - Add-on Auxiliary contact blocks not applicable

■ Stock items

LP - List Price

Power Contactors

3RT (S00 to S12) with "Mirror contacts elements"

Screw terminals



Size	AC-3 operational current Ie upto 415V A	Motor rating at 415V, 50Hz kW	Auxiliary contacts	AC Coil ⁵			DC Coil ⁶		
				Type*	Unit LP ¹⁾ ₹	Std. pkg. (nos.)	Type*	Unit LP ¹⁾ ₹	Std. pkg. (nos.)
S00	7	3	1NO	■ 3RT2015-1A..1	1035.-	1	■ 3RT2015-1B..1	1570.-	1
			1NC	■ 3RT2015-1A..2	1035.-	1	■ 3RT2015-1B..2	1570.-	1
	9	4	1NO	■ 3RT2016-1A..1	1085.-	1	■ 3RT2016-1B..1	1725.-	1
			1NC	■ 3RT2016-1A..2	1085.-	1	■ 3RT2016-1B..2	1725.-	1
	12	5.5	1NO	■ 3RT2017-1A..1	1220.-	1	■ 3RT2017-1B..1	1995.-	1
			1NC	■ 3RT2017-1A..2	1220.-	1	■ 3RT2017-1B..2	1995.-	1
16	7.5	1NO	■ 3RT2018-1A..1	1435.-	1	■ 3RT2018-1B..1	2365.-	1	
		1NC	■ 3RT2018-1A..2	1435.-	1	■ 3RT2018-1B..2	2365.-	1	
S0	25	11	1NO+1NC	■ 3RT2026-1A..0	2125.-	1	■ 3RT2026-1B..0	3755.-	1
	32	15	1NO+1NC	■ 3RT2027-1A..0	4150.-	1	■ 3RT2027-1B..0	7755.-	1
	38	18.5	1NO+1NC	■ 3RT2028-1A..0	5995.-	1	■ 3RT2028-1B..0	9090.-	1
	40	18.5	1NO+1NC	■ 3RT2028-1A..00JA0#	6320.-	1	■ 3RT2028-1B..00JA0#	9525.-	1

Size	AC-3 operational current Ie upto 415V A	Motor rating at 415V, 50Hz kW	Auxiliary contacts	AC Coil ⁵			AC/DC Coil ⁶		
				Type	Unit LP ¹⁾ ₹	Std. pkg. (nos.)	Type	Unit LP ¹⁾ ₹	Std. pkg. (nos.)
S2	50	22	1NO+1NC	■ 3RT2036-1A..0	8025.-	1	■ 3RT2036-1N..0	12760.-	1
	65	30	1NO+1NC	■ 3RT2037-1A..0	11045.-	1	■ 3RT2037-1N..0	14460.-	1
	80	37	1NO+1NC	■ 3RT2038-1A..0	13740.-	1	■ 3RT2038-1N..0	17760.-	1
S3	95	45	1NO+1NC	■ 3RT2046-1A..0	16535.-	1	■ 3RT2046-1N..0	21110.-	1
	110	55	1NO+1NC	■ 3RT2047-1A..0	21645.-	1	■ 3RT2047-1N..0	27480.-	1

Size	AC-3 operational current Ie upto 415V A	Motor rating at 415V, 50Hz kW	Auxiliary contacts	AC/DC Coils (Conventional Type) €			AC/DC Coils (Solid-state op. mech for 24V DC operation) €		
				Type	Unit LP ₹	Std. pkg. (nos.)	Type	Unit LP ₹	Std. pkg. (nos.)
S6	115	55	2NO+2NC	■ 3RT10 54-6A.36 8K	21545.-	1	■ 3RT10 54-6N.36	27150.-	1
	150	75	2NO+2NC	■ 3RT10 55-6A.36 8K	28205.-	1	■ 3RT10 55-6N.36	34390.-	1
	185	90	2NO+2NC	■ 3RT10 56-6A.36 8K	36545.-	1	■ 3RT10 56-6N.36	43395.-	1
S10	225	110	2NO+2NC	■ 3RT10 64-6A.36 8K	39655.-	1	■ 3RT10 64-6N.36	48515.-	1
	265	132	2NO+2NC	■ 3RT10 65-6A.36 8K	46415.-	1	■ 3RT10 65-6N.36	55870.-	1
	300	160	2NO+2NC	■ 3RT10 66-6A.36 8K	54460.-	1	■ 3RT10 66-6N.36	64580.-	1
S12	400	200	2NO+2NC	■ 3RT10 75-6A.36 8K	66625.-	1	■ 3RT10 75-6N.36	75745.-	1
	500	250	2NO+2NC	■ 3RT10 76-6A.36 8K	92235.-	1	■ 3RT10 76-6N.36	108230.-	1

\$@€ Please enter coil codes from table below € available with universal operation # 40A Size S0 3RT2028 contactor is available with screw type terminals only
 * For ordering contactors with spring type terminals, please replace 8th digit from '1' to '2' only for size S00, S0.

Rated control supply voltages

(For 3RT2 Change the 10th & 11th digit and for 3RT1 Change the 10th digit of Type no.)

\$ - AC operation 50/60Hz

Contactor type	3RT20 1	3RT20 2	3RT20 3	3RT20 4
Size	S00	S0	S2	S3
24 V AC	B0	C2	C2	C2
■ 110 V AC	F0	G2	G2	G2
■ 230 V AC	P0	L2	L2	L2

@ - DC operation

Contactor type	3RT20 1, 3RH2	3RT20 2	3RT20 3	3RT20 4
Size	S00	S0	S2	S3
■ 24 V DC	B4	B4	-	-
110 V DC	F4	F4	-	-
220 V DC	M4	M4	-	-

€ - Universal operation (AC / DC) for 3RT2 S2, S3 and for 3RT1 S6, S10, S12

Contactor Type	3RT203.-N	3RT204.-N
Size	S2	S3
20...33 V AC/DC	B3	B3
83...155 V AC/DC	F3	F3
175...280 V AC/DC	P3	P3

Contactor Type	3RT1_Conventional Coil
Size	S6, S10, S12
110...127 V AC/DC	F
220...240 V AC/DC	P

Contactor Type	3RT1_Solid-State Coil
Size	S6, S10, S12
96...127 V AC/DC	F
200...277 V AC/DC	P

1) For ordering contactors with other than above coil voltages, please add Rs. 160/- to the unit LP of standard contactor of the same rating.
 Please contact nearest sales office for other coil voltages

Note: All SIRIUS 3RT20 / 3RT10 contactors (with at least 1 NC auxiliary contact) are tested to "Mirror contacts" characteristics in conjunction with auxiliary contacts ever since the launch of product

■ Stock items

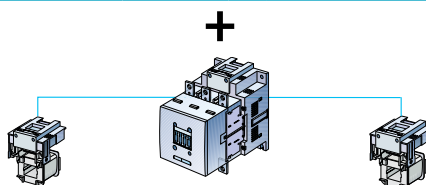
Power Contactors

3RT (S6, S10, S12) with "Mirror contacts elements"

Withdrawable coils and integrated varistor in coil circuit

Contactor without operating coil (Please order coil separately)

Size	AC-3 operational current Ie upto 415V A	Motor rating at 415V, 50Hz kW	Auxiliary contacts	Type	Unit LP ₹	Std. pkg. (nos.)
S6	115	55	2NO+2NC	■ 3RT1054-6LA068K	16825.-	1
	150	75	2NO+2NC	■ 3RT1055-6LA068K	23365.-	1
	185	90	2NO+2NC	■ 3RT1056-6LA068K	31635.-	1
S10	225	110	2NO+2NC	■ 3RT1064-6LA068K	33100.-	1
	265	132	2NO+2NC	■ 3RT1065-6LA068K	39850.-	1
	300	160	2NO+2NC	■ 3RT1066-6LA068K	47965.-	1
S12	400	200	2NO+2NC	■ 3RT1075-6LA068K	55380.-	1
	500	250	2NO+2NC	■ 3RT1076-6LA068K	80680.-	1



Coil - Conventional operating mechanism

Size	Rated control supply voltage U _c 40 to 60 Hz AC, DC V AC/DC	Type	Unit LP ₹	Std. pkg. (nos.)
S6	23...26	■ 3RT1955-5AB318K	3880.-	1
	110...127	■ 3RT1955-5AF318K		1
	220...240	■ 3RT1955-5AP318K		1
	380...420	■ 3RT1955-5AV318K		1
	500...550	■ 3RT1955-5AS31		1
S10	23...26	■ 3RT1965-5AB31	5750.-	1
	110...127	■ 3RT1965-5AF318K		1
	220...240	■ 3RT1965-5AP318K		1
	380...420	■ 3RT1965-5AV318K		1
	500...550	■ 3RT1965-5AS31		1
S12	23...26	■ 3RT1975-5AB31	10775.-	1
	110...127	■ 3RT1975-5AF318K		1
	220...240	■ 3RT1975-5AP318K		1
	380...420	■ 3RT1975-5AV31		1
	500...550	■ 3RT1975-5AS31		1

Coil - Solid state op. mech. (24 V DC PLC o/p)

Size	Rated control supply voltage U _c 40 to 60 Hz AC, DC V AC/DC	Type	Unit LP ₹	Std. pkg. (nos.)
S6	21...27.3	3RT1955-5NB31	7625.-	1
	96...127	3RT1955-5NF31		1
	200...277	■ 3RT1955-5NP31		1
S10	21...27.3	3RT1965-5NB31	11435.-	1
	96...127	3RT1965-5NF31		1
	200...277	■ 3RT1965-5NP31		1
S12	21...27.3	3RT1975-5NB31	15250.-	1
	96...127	3RT1975-5NF31		1
	200...277	■ 3RT1975-5NP31		1

or

NEW Specially designed coil for mining applications offers complete operating range from 400V to 605V AC/DC

3RT2 (S0) and 3RT1 (S3)

Size	AC-3 operational current Ie upto 415V A	Motor rating at 415V, 50Hz kW	Auxiliary contacts	AC Coil [§]			DC Coil [@]		
				Type	Unit LP ¹⁾ ₹	Std. pkg. (nos.)	Type	Unit LP ¹⁾ ₹	Std. pkg. (nos.)
3RT2 Size S0 Contactor									
S0	9	4	1NO + 1NC	■ 3RT2023-1A..0	1300.-	1	■ 3RT2023-1B..0	2155.-	1
	12	5.5	1NO + 1NC	■ 3RT2024-1A..0	1460.-	1	■ 3RT2024-1B..0	2385.-	1
	17	7.5	1NO + 1NC	■ 3RT2025-1A..0	1710.-	1	■ 3RT2025-1B..0	2965.-	1
3RT1 Size S3 Contactor									
S3	65	30	-	3RT1044-1A..08K	12850.-	1			
	80	37	-	3RT1045-1A..08K	16290.-	1			
	95	45	-	3RT1046-1A..08K	18325.-	1			

§ @ Change the 10th and 11th digit of the Article No.

\$ - AC operation 50/60Hz

Contactor type	3RT20 2	3RT10 4
Size	S0	S3
24 V AC	C2	C2
■ 110 V AC	G2	G2
■ 230 V AC	L2	L2

@ - DC operation

Contactor type	3RT20 2
Size	S0
■ 24 V DC	B4
110 V DC	F4
220 V DC	M4

1) For ordering contactors (3RT2 S0) with other than above coil voltages, please add Rs. 160/- to the unit LP of standard contactor of the same rating. Please contact nearest sales office for other coil voltages

■ Stock items



SIEMENS
Ingenuity for life

Widest Range of Energy Efficient Contactors

When you go for Energy Efficiency improvement of your plant or a machine, just DON'T Stop at big items like Motors, HVAC etc. Generally overlooked product like a CONTACTOR can also contribute much more, when it comes to Energy Efficiency improvement. Explore SIRIUS Innovation Energy Efficient Contactor Portfolio

www.siemens.com/SIRIUS


SIRIUS Innovation - Energy Efficient Contactor Portfolio (12A to 500A AC-3)

Contactor coil consumes continuous power as long as in operation



3RT20 | 95A AC-3

Typical Holding Power data comparison



Contactors with Electronic coil can be upto **88%** more Energy Efficient as compared to conventional AC or DC contactor

Typical Coil Consumption (Holding)

12-38A AC-3 3RT202.-1N..0		
	AC Control	DC Control
Size S0	1.9 VA	1.4 W

50-80A AC-3 3RT203.-1N..0		
	AC Control	DC Control
Size S2	2 VA	1 W

95-110A AC-3 3RT204.-1N..0		
	AC Control	DC Control
Size S3	3.1 VA	1.8 W


115-185A AC-3 3RT105.-6N.36		
	AC Control	DC Control
Size S6	3.5 VA	2.1 W

225-300A AC-3 3RT106.-6N.36		
	AC Control	DC Control
Size S10	5.5 VA	2.8 W

400-500A AC-3 3RT107.-6N.36		
	AC Control	DC Control
Size S12	5.6 VA	3 W

Energy Efficient Power Contactor - 3RT

(Electronic Coil - Universal AC/DC operation)



Screw terminals

Size	Surge Suppressor	AC-3 operational current I _e upto 415V A	Motor rating at 415V, 50Hz kW	Auxiliary contacts		Type*	Unit LP ₹	Std. pkg. (nos.)
				NO	NC			
Extended operating range 0.7 to 1.3 x U _s								
S0	Varistor integrated	9	4	1	1	3RT2023-1N..0	2555.-	1
		12	5.5	1	1	3RT2024-1N..0	3000.-	1
		17	7.5	1	1	3RT2025-1N..0	3400.-	1
		25	11	1	1	3RT2026-1N..0	4750.-	1
		32	15	1	1	3RT2027-1N..0	9730.-	1
		38	18.5	1	1	3RT2028-1N..0	11270.-	1
Extended operating range 0.8 to 1.1 x U _s								
S2	Varistor integrated	50 ... 80	22 ... 37	1	1	refer page no. 6		
S3	Varistor integrated	95 ... 110	45 ... 55	1	1	refer page no. 6		
S6-12	Varistor integrated	115 ... 500	55 ... 250	2	2	refer page no. 6 & 7		

* For ordering contactors with spring type terminals, please replace 8th digit from '1' to '2' only for size S0

Contactor type	3RT202.-1N
Size	S0
21 ... 28 V AC/DC	B3
95 ... 130 V AC/DC	F3
200 ... 280 V AC/DC	P3

Power Contactors - 3RT20 coupling relays (PLC interface relay)



Screw terminals

Size	Surge Suppressor	AC-3 Operational Current I _e upto 415V A	Rating of induction motor at 50 Hz and 415V	Auxiliary contacts		Type*	Unit LP ₹	Std. pkg. (nos.)
				NO	NC			
Rated control supply voltage U _s =24 V DC, Operating range 0.7 to 1.25 x U _s , Holding power consumption 2.8W at 24V DC								
S00	Built in suppressor Diode	7	3	1	-	3RT2015-1KB41	1780.-	1
				-	1	3RT2015-1KB42	1780.-	1
		9	4	1	-	3RT2016-1KB41	2040.-	1
				-	1	3RT2016-1KB42	2040.-	1
		12	5.5	1	-	3RT2017-1KB41	2105.-	1
				-	1	3RT2017-1KB42	2105.-	1
Rated control supply voltage U _s =24 V DC, Operating range 0.7 to 1.25 x U _s , Holding Power Consumption 4.5W at 24V DC								
S0	Varistor integrated	12	5.5	1	1	3RT2024-1KB40	2500.-	1
		17	7.5	1	1	3RT2025-1KB40	3850.-	1
		25	11	1	1	3RT2026-1KB40	4690.-	1
		32	15	1	1	3RT2027-1KB40	8055.-	1
Rated control supply voltage U _s =24 V DC, Operating range 0.8 to 1.2 x U _s , Holding Power Consumption 1W at 24V DC								
S2	Varistor integrated	50	22	1	1	3RT2036-1KB40	13265.-	1
		65	30	1	1	3RT2037-1KB40	14900.-	1
		80	37	1	1	3RT2038-1KB40	17925.-	1
Rated control supply voltage U _s =24V DC, Operating range 0.8 to 1.2 x U _s , Holding Power Consumption 0.9W at 24V DC								
S3	Varistor integrated	95	45	1	1	3RT2046-1KB40	21110.-	1

* For ordering contactors with spring type terminals, please replace 8th digit from '1' to '2' only for size S00, S0
 Add-on Auxiliary contact blocks: S00: Not applicable, S0: Laterally mountable, S2/S3: Front and Laterally mountable

Vacuum Contactors - 3RT12

Benefits

- AC-3 electrical life expectancy of about 2.5 million operation
- Contacts in the tube will not weld. Arc contained, therefore no gas generated nor flash during operation
- No deration of rated current up to 1000V AC for 3RT12 and up to 690V AC for 3TF6
- Visual inspection window for inspection of contact erosion available for 3RT12

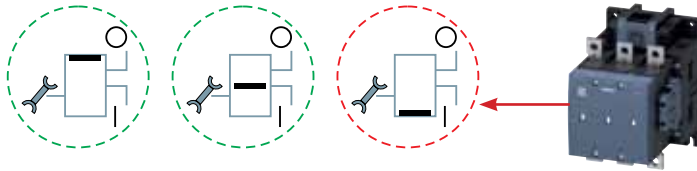
with universal coil (AC/DC) Coils, 2NO+2NC aux. contacts

Contactor size	Rated current Ie (A) AC3 upto 415V	Type [€]	Unit LP ₹	Std. pkg. (nos.)
10	225	3RT1264-6A..6	106720.-	1
10	265	3RT1265-6A..6	126065.-	1
10	300	3RT1266-6A..6	138080.-	1
12	400	3RT1275-6A..6	174575.-	1
12	500	3RT1276-6A..6	226865.-	1

€ Coil voltage (AC/DC) - Please enter coil codes from table below

Code	B3	F3	P3	V3
Coil voltage (V)	23-26	110-127	220-240	380-420

Note: Contactors with Energy Efficient coils available on request



Vacuum Contactors - 3TF6

Size	Rated current (A) Ie AC3 upto 415V	Motor kW at 415V 50Hz, 3ph	AC 50 Hz coil				DC coil			
			Auxiliary contacts	Type Pl. fill in coil voltage code	Unit LP ₹	Std. pkg. (nos.)	Auxiliary contacts	Type Pl. fill in coil voltage code	Unit LP ₹	Std. pkg. (nos.)
14	630	355	4NO + 4NC	3TF6844-0C..	270485.-	1	3NO + 3NC	3TF6833-1D.. ²⁾	305240.-	1
	820	450	4NO + 4NC	3TF6944-0C..	409175.-	1	3NO + 3NC	3TF6933-1D.. ²⁾	461755.-	1

For coil codes & foot note (2) refer page no. 35

Power Contactors - 3RT with indication of Remaining LifeTime (RLT)

Withdrawable coils and integrated surge suppressor

Benefits

- Early warning to replace contacts
- Optimum utilization of contact material
- Visual inspection of condition of contacts no longer necessary
- Reduction of operating costs
- Optimum planning of maintenance schedules
- Avoidance of unforeseen plant downtimes

Size	AC-3 Operational Current Ie upto 415 V ¹⁾ A	Motor rating at 415V, 50Hz kW	Auxiliary contacts	Rated control supply voltage U _c 40 to 60 Hz AC, DC V AC/DC	Type	Unit LP ₹	Std. pkg. (nos.)
S6	115	55	1NO+1NC	96...127	3RT1054-1PF35	32950.-	1
			1NO+1NC	220...277	3RT1054-1PP35	32950.-	
	150	75	1NO+1NC	96...127	3RT1055-6PF35	39905.-	1
			1NO+1NC	220...277	3RT1055-6PP35	39905.-	
S10	185	90	1NO+1NC	96...127	3RT1056-6PF35	48835.-	1
			1NO+1NC	220...277	3RT1056-6PP35	48835.-	
	225	110	1NO+1NC	96...127	3RT1064-6PF35	52630.-	1
			1NO+1NC	220...277	3RT1064-6PP35	52630.-	
S12	265	132	1NO+1NC	96...127	3RT1065-6PF35	59950.-	1
			1NO+1NC	220...277	3RT1065-6PP35	59950.-	
	300	160	1NO+1NC	96...127	3RT1066-6PF35	68600.-	1
			1NO+1NC	220...277	3RT1066-6PP35	68600.-	
S12	400	200	1NO+1NC	96...127	3RT1075-6PF35	79095.-	1
			1NO+1NC	220...277	3RT1075-6PP35	79095.-	
	500	250	1NO+1NC	96...127	3RT1076-6PF35	117215.-	1
			1NO+1NC	220...277	3RT1076-6PP35	117215.-	

1) For size S6 to S12 size contactors, operating current Ie is valid up to 500V

LEDs on the contactor

LED-Displays	new	60%	40%	20%
green	RLT	RLT	RLT	RLT
green	60%	60%	60%	60%
orange	40%	40%	40%	40%
red	20%	20%	20%	20%
	OReset	OReset	OReset	OReset

RLT contactor

3 Pole AC1 Duty Contactors



Size	AC-1 operational current Ie upto 690V A	AC Coil [§]			AC/DC Coil [€]		
		Type	Unit LP ₹	Std. pkg. (nos.)	Type	Unit LP ₹	Std. pkg. (nos.)
S3	140	3RT14 46-1A..0 8K	17575.-	1	3RT2446-1N..0	20395.-	1

Size	AC-1 operational current Ie upto 690V A	Auxiliary Contacts	Type [€]	Unit LP ₹	Std. pkg. (nos.)
S6	275	2NO+2NC	3RT1456-6A..68K	39255.-	1
S10	400	2NO+2NC	3RT1466-6A..68K	53555.-	1
S12	690	2NO+2NC	3RT1476-6A..68K	111090.-	1

4 Pole Power Contactors



With 4NO main contacts

Contactor size	Rated current Ie (A) AC1, 415V	Auxiliary Contacts		AC Coil [§]			DC Coil [®]		
		NO	NC	Type	Unit LP ₹	Std. pkg. (nos.)	Type	Unit LP ₹	Std. pkg. (nos.)
S00	18	-	-	3RT2316-1A..0	1760.-	1	3RT2316-1B..0	2855.-	1
	22	-	-	3RT2317-1A..0	1825.-	1	3RT2317-1B..0	3040.-	1
S0	30	1	1	3RT2324-1A..0	1910.-	1	3RT2324-1B..0	3225.-	1
	35	1	1	3RT2325-1A..0	2030.-	1	3RT2325-1B..0	3635.-	1
	40	1	1	3RT2326-1A..0	3155.-	1	3RT2326-1B..0	5605.-	1
	50	1	1	3RT2327-1A..0	3815.-	1	3RT2327-1B..0	7140.-	1
S2	60	1	1	3RT2336-1A..0	8410.-	1	3RT2336-1N..0 [€]	10440.-	1
	110	1	1	3RT2337-1A..0	14075.-	1	3RT2337-1N..0 [€]	15750.-	1
S3	140	1	1	3RT2346-1A..0	15645.-	1	3RT2346-1N..0 [€]	20230.-	1
	160	1	1	3RT2348-1A..0	18145.-	1	3RT2348-1N..0 [€]	21505.-	1

With 4NO main contacts



Size	AC-1 operational current Ie upto 690V A	Auxiliary Contacts	Type [€]	Unit LP ₹	Std. pkg. (nos.)
S6	200	2NO+2NC	3RT1355-6A..6	31730.-	1
S10	275	2NO+2NC	3RT1363-6A..6	46925.-	1
	350	2NO+2NC	3RT1364-6A..6	60295.-	1
S12	400	2NO+2NC	3RT1373-6A..6	69920.-	1
	500	2NO+2NC	3RT1374-6A..6	84700.-	1
	525	2NO+2NC	3RT1375-6A..6	94505.-	1

With 2NO+2NC main contacts



size	AC-1 operational current Ie upto 415V A	Auxiliary Contacts		AC Coil [§]			DC Coil [®]		
		NO	NC	Type	Unit LP ₹	Std. pkg. (nos.)	Type	Unit LP ₹	Std. pkg. (nos.)
S00	18	-	-	3RT2516-1A..0	1965.-	1	3RT2516-1B..0	2555.-	1
	22	-	-	3RT2517-1A..0	2305.-	1	3RT2517-1B..0	3770.-	1
S0	40	1	1	3RT2526-1A..0	3880.-	1	3RT2526-1B..0	7020.-	1
S2	60	1	1	3RT2535-1A..0	10180.-	1	3RT2535-1N..0 [€]	13290.-	1
	70	1	1	3RT2536-1A..0	13135.-	1	3RT2536-1N..0 [€]	15080.-	1
S3	100	1	1	3RT2544-1A..0	14720.-	1	3RT2544-1N..0 [€]	17395.-	1
	125	1	1	3RT2545-1A..0	16390.-	1	3RT2545-1N..0 [€]	20650.-	1

Rated control supply voltage (Change of the 10th and 11th digit of the Article No.)

§ - AC operation 50/60Hz

@ - DC operation

Contactor type	3RT23, 3RT25	3RT1446
Size	S00, S0, S2, S3	S3
24 V AC	B0	C2
110 V AC	F0	G2
230 V AC	P0	L2

Contactor type	3RT23, 3RT25
Size	S00, S0
24 V DC	B4
110 V DC	F4
220 V DC	M4

€ - Universal operation AC / DC

Contactor type	3RT24, 3RT23, 3RT25
Size	S2, S3
20 ... 33	B3
175 ... 280	P3

Contactor Type	3RT13
Size	S6, S10 S12
24 ... 60	E3
48 ... 130	F3
100 ... 250	P3
250 ... 500	R3

Contactor type	3RT 14
Size	S6, S10, S12
20 ... 26	B3
110 ... 127	F3
220 ... 240	P3

SIEMENS

Ingenuity for life



The world's first contactor with maximum benefits in safety applications!

SIRIUS Innovation contactors from size S6 to S12 (55 to 250kW) has been now expanded to include versions suitable for direct control from fail-safe controllers and safety relays which is first of its kind in the market.

This makes it possible to attain SIL 2 and/or PL c with just one contactor and SIL 3 and/or PL e with two contactors in series according to IEC 62061 and ISO 13849-1

www.siemens.com/SIRIUS

Advantages at a glance

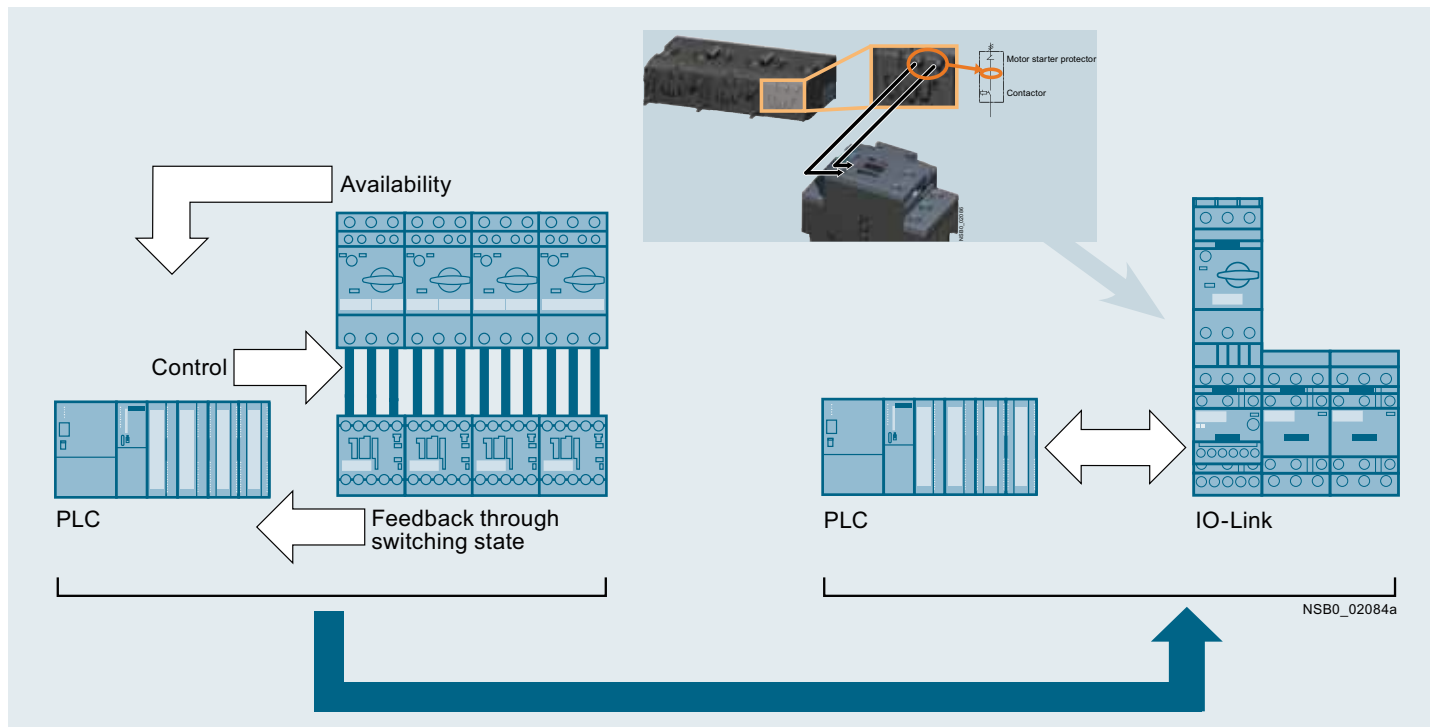
- 01 Digital input directly on board**
First contactor with certified, digital input for activation from fail-safe or standard controllers
- 02 Time & Cost saving**
Reduced wiring and configuration efforts
Cost optimization of additional coupling level
- 03 Maximum Safety level**
Certified inputs enables devices to be used up to the highest safety level (SIL 3 / PLe)
- 04 Everything from single source**
Complements safety solutions offered by the SIRIUS modular system



SIRIUS Innovation Contactors with fail-safe input

Size	AC-3 operational current Ie upto 415V A	Motor rating at 415V, 50Hz kW	Permanently Mounted Auxiliary Contacts	Rated control supply voltages Us AC/DC	Type	Unit LP ₹	Std Pkg. (nos.)
S6	115	55	2NO+2NC	96...127	3RT1054-6SF36-3PA0	30410.-	1
				220...227	3RT1054-6SP36-3PA0	30410.-	
	150	75	2NO+2NC	96...127	3RT1055-6SF36-3PA0	38515.-	1
				220...227	3RT1055-6SP36-3PA0	38515.-	
	185	90	2NO+2NC	96...127	3RT1056-6SF36-3PA0	46870.-	1
				220...227	3RT1056-6SP36-3PA0	46870.-	
S10	225	110	2NO+2NC	96...127	3RT1064-6SF36-3PA0	52395.-	1
				220...227	3RT1064-6SP36-3PA0	52395.-	
	265	132	2NO+2NC	96...127	3RT1065-6SF36-3PA0	60340.-	1
				220...227	3RT1065-6SP36-3PA0	60340.-	
	300	160	2NO+2NC	96...127	3RT1066-6SF36-3PA0	68455.-	1
				220...227	3RT1066-6SP36-3PA0	68455.-	
S12	400	200	2NO+2NC	96...127	3RT1075-6SF36-3PA0	80295.-	1
				220...227	3RT1075-6SP36-3PA0	80295.-	
	500	250	2NO+2NC	96...127	3RT1076-6SF36-3PA0	114725.-	1
				220...227	3RT1076-6SP36-3PA0	114725.-	

Communication capable power contactors



NSB0_02084a

Rated control supply voltage $U_s = 24\text{ V DC}$
Screw terminals



Size	AC-3 Operational Current I_e upto 415V	Motor rating at 415V, 50 Hz	Auxiliary contacts	Type*	Unit LP ₹	Std. pkg. (nos.)
	A	kW				
S00	7	3	1NO	3RT2015-1BB41-0CC0	1880.-	1
			1NC	3RT2015-1BB42-0CC0		
	9	4	1NO	3RT2016-1BB41-0CC0	2065.-	1
			1NC	3RT2016-1BB42-0CC0		
	12	5.5	1NO	3RT2017-1BB41-0CC0	2380.-	1
			1NC	3RT2017-1BB42-0CC0		
S0	16	7.5	1NO	3RT2018-1BB41-0CC0	2835.-	1
			1NC	3RT2018-1BB42-0CC0		
	9	4	1NO + 1NC	3RT2023-1BB40-0CC0	2520.-	1
	12	5.5	1NO + 1NC	3RT2024-1BB40-0CC0	2765.-	1
	17	7.5	1NO + 1NC	3RT2025-1BB40-0CC0	3910.-	1
	25	11	1NO + 1NC	3RT2026-1BB40-0CC0	4775.-	1
S2	32	15	1NO + 1NC	3RT2027-1BB40-0CC0	8110.-	1
	38	18.5	1NO + 1NC	3RT2028-1BB40-0CC0	11050.-	1
	50	22	1NO + 1NC	3RT2036-1NB30-0CC0 [€]	13265.-	1
	65	30	1NO + 1NC	3RT2037-1NB30-0CC0 [€]	14945.-	1
	80	37	1NO + 1NC	3RT2038-1NB30-0CC0 [€]	18300.-	1
	S3	95	45	1NO + 1NC	3RT2046-1NB30-0CC0 [€]	22870.-
110		55	1NO + 1NC	3RT2047-1NB30-0CC0 [€]	29150.-	1

*For ordering contactors with spring type terminals, please replace 8th digit from '1' to '2' for S00, S0
[€] - Universal operation 20...33V AC / DC

Solid state switching devices - 3RF

Solid state contactless switching for application requiring frequent switching

- Compact 22.5mm design with built in LED & finger touch proof protection
- Blocking voltage 1200V
- Main voltage 48-460V AC
- Control voltage 4-30V DC
- Zero point switching



Rated current AC51 (max)	Type	Unit LP ₹	Std. pkg. (kits)
20	3RF2120-1AA45 [§]	2080.-	1
30	3RF2130-1AA45 [§]	3220.-	1
50	3RF2150-1AA45 [§]	5350.-	1
70	3RF2170-1AA45 [§]	6210.-	1
90	3RF2190-1AA45 [§]	7680.-	1

§ To be used along with suitable heatsink, other voltages upon enquiry

Contact your nearest Siemens partner to know more about

- 3RF20 solid state relays with 45mm design for resistive loads
- 3RF23 single phase solid state contactors with built in heatsink for resistive/inductive loads
- 3RF24 three phase solid state contactors with built-in heat sink for resistor loads upto 50A
- Add on function modules to achieve extended functionality

Accessories for 3RH2 & 3RT2 contactors (S00 / S0 / S2 / S3)

Auxiliary Contact Blocks (S00 / S0 / S2 / S3)

for snapping onto the front

For			Type*	Unit LP ₹	Std. pkg. (nos.)
	NO	NC			
S00 / S0 / S2 / S3	1	-	3RH2911-1HA10	245.-	1
	-	1	3RH2911-1HA01		1
	2	-	3RH2911-1HA20	340.-	1
	1	1	3RH2911-1HA11		1
	-	2	3RH2911-1HA02		1
	2	2	3RH2911-1HA22		1
	3	1	3RH2911-1HA31	605.-	1
	4	-	3RH2911-1FA40		1



* For ordering auxiliary contact blocks with Spring type terminals, please replace 8th digit from '1' to '2'

Laterally mountable auxiliary switch blocks on left and / or right

For			Type*1)	Unit LP ₹	Std. pkg. (nos.)
	NO	NC			
S00 / S0 / S2 / S3	-	2	3RH2921-1DA02	725.-	1
	1	1	3RH2921-1DA11		1
	2	-	3RH2921-1DA20		1



* For ordering auxiliary contact blocks with Spring type terminals, please replace 8th digit from '1' to '2'

1) Only left side mounting possible for 3RH2 contactor relays

Accessories for 3 Pole 3RT1 contactors (S3 - S12)

Auxiliary Contact Blocks (S3 - S12)

Size					Type	Unit LP ₹	Std. pkg. (nos.)
1 Pole Front mounted Auxiliary Contact blocks S2.... S12 (3RT1.3 - 3RT1.7)							
S3 - S12	1	-	-	-	3RH1921-1CA10	180.-	10
	-	1	-	-	3RH1921-1CA01		10
	-	-	1	-	3RH1921-1CD10	360.-	10
	-	-	-	1	3RH1921-1CD01		10
2 Pole First Laterally mountable Auxiliary Contact blocks S2.... S12 (3RT1.3 - 3RT1.7)							
S3 - S12	2	-	-	-	3RH1921-1EA20	775.-	1
	1	1	-	-	3RH1921-1EA11		1
	-	2	-	-	3RH1921-1EA02		1
2 Pole Second Laterally mountable Auxiliary Contact blocks 3RT1.4 - 3RT1.7							
S3 - S12	2	-	-	-	3RH1921-1KA20	775.-	1
	1	1	-	-	3RH1921-1KA11		1
	-	2	-	-	3RH1921-1KA02		1



Delayed actuation

Accessories for 3RT2 and 3RH2 Contactors (S00, S0, S2, S3)

Surge suppressors

Screw and spring terminals

Size	For Contactor	Version	AC Operation	DC Operation	Type	Unit LP ₹	Std. pkg. (nos.)
			Rated control supply voltage (U _c)				
			V AC	V DC			
for 3RH2 & 3RT2 Size S00							
S00	3RT2.1 & 3RH2.	Varistors (with LED)	24 ... 48	12 ... 24	■ 3RT2916-1JJ00	555.-	1
			48 ... 127	24 ... 70	■ 3RT2916-1JK00		1
			127 ... 240	70 ... 150	■ 3RT2916-1JL00		1
			--	150 ... 250	3RT2916-1JP00		1
		RC Elements	24 ... 48	24 ... 70	3RT2916-1CB00		1
			48 ... 127	70 ... 150	3RT2916-1CC00		1
			127 ... 240	150 ... 250	3RT2916-1CD00		1
		Diode assemblies	--	12 ... 250	3RT2916-1EH00		1
		Diode with LED	--	24 ... 70	3RT2916-1LM00		1
		Additional load modules	180 ... 255	--	3RT2916-1GA00		1
for 3RT2 Size S0							
S0	3RT2.2	Varistors	24 ... 48	24 ... 70	■ 3RT2926-1BB00	735.-	1
			48 ... 127	70 ... 150	■ 3RT2926-1BC00		1
			127 ... 240	150 ... 250	■ 3RT2926-1BD00		1
			240 ... 400	--	■ 3RT2926-1BE00		1
		RC Elements	24 ... 48	24 ... 70	3RT2926-1CB00		1
			48 ... 127	70 ... 150	3RT2926-1CC00		1
			127 ... 240	150 ... 250	3RT2926-1CD00		1
			240 ... 400	--	3RT2926-1CE00		1
		Diode assemblies	--	24	3RT2926-1ER00		1
		--	30 ... 250	3RT2926-1ES00	1		
		Varistor with LED	127 ... 240	70 ... 150	3RT2926-1JL00		1
		for 3RT2 Size S2 & S3					
S2, S3	3RT2.3 3RT2.4	Varistors ¹⁾	24 ... 48	--	■ 3RT2936-1BB00	860.-	1
			48 ... 127	--	■ 3RT2936-1BC00		1
			127 ... 240	--	■ 3RT2936-1BD00		1
			240 ... 400	--	■ 3RT2936-1BE00		1
			400 ... 600	--	3RT2936-1BF00		1
		Diode assemblies	--	24	3RT2936-1ER00		1
			--	30 ... 250	3RT2936-1ES00		1
			127 ... 240	70 ... 150	3RT2936-1JL00		1
for 3RT2 Size S2 - RC Element							
S2	3RT2.3	RC Elements	24 ... 48	24 ... 70	3RT2936-1CB00	860.-	1
			48 ... 127	70 ... 150	3RT2936-1CC00		1
			127 ... 240	150 ... 250	3RT2936-1CD00		1
			240 ... 400	--	3RT2936-1CE00		1
for 3RT2 Size S3 - RC Element							
S3	3RT2.4	RC Elements	24 ... 48	24 ... 70	3RT2946-1CB00	860.-	1
			48 ... 127	70 ... 150	3RT2946-1CC00		1
			127 ... 240	150 ... 250	3RT2946-1CD00		1
			240 ... 400	--	3RT2946-1CE00		1

1) In 3RT2 universal coil varistor is in-built

Sealable Covers

Size	For Contactor	Type	Unit LP ₹	Std. pkg. (nos.)
S00, S0, S2, S3	3RT2 & 3RH2®	3RT2916-4MA10	175.-	1 pack = 5 units

@ Exception: Contactors and contactor relays auxiliary switch block mounted onto the front

Safety main current connectors for 2 contactors

Size	For Contactor	Type	Unit LP ₹	Std. pkg. (nos.)
S00	3RT2	3RA2916-1A	1050.-	1
S0		3RA2926-1A		1
S2		3RA2936-1A		1

■ Stock items



Accessories for 3RT2 and 3RH2 Contactors (S00, S0, S2, S3)

Coil terminal modules for S0, S2, S3

Size	For Contactor	Type	Unit LP ₹	Std. pkg. (nos.)
Connection from top	3RT2	3RT2926-4RA11	325.-	1
Connection from below		3RT2926-4RB11		1
Connection diagonally		3RT2926-4RC11		1



Coupling links for control by PLC

for mounting onto the coil terminals of the contactors

Size	For Contactor	Mounting	Type	Unit LP ₹	Std. pkg. (nos.)
S0	3RT2.2	onto the coil terminals of the contactors	3RH2924-1GP11	1715.-	1
S00, S0, S2, S3	3RT2	onto the contactors	3RH2914-1GP11	1750.-	1




LED modules for indicating the contactor function

Size	For Contactor	Type	Unit LP ₹	Std. pkg. (nos.)
S00 - S3	3RT2	3RT2926-1QT00	585.-	1 pack = 5 units



Links for paralleling


Size	For Contactor	Version	Max. Conductor cross-sections mm ²	Type	Unit LP ₹	Std. pkg. (nos.)
S00	3RT20 1	3-Pole with connection terminal	25 (stranded)	3RT1916-4BB31	385.-	1
S0	3RT20 2		50 (stranded)	3RT1926-4BB31	585.-	1
S2	3RT20 3		120 (stranded)	3RT1936-4BB31	770.-	1
S3	3RT20 4		185 (stranded)	3RT1946-4BB31	2110.-	1
S00	3RT23 1 & 3RT25 1	4-Pole with connection terminal	25 (stranded)	3RT1916-4BB41	585.-	1



Screw adapters for easy screw fixing

2 units required per contactor

Size	Type	Unit LP ₹	Std. pkg. (nos.)
S0	3RT1926-4P	25.-	1 pack = 10 units



OFF-Delay Devices

Size	Rated control supply voltage U _s V	Type	Unit LP ₹	Std. pkg. (nos.)
3RT2. 1, 3RT2. 2, 3RH2. . . -1BF40	110 AC/DC	3RT2916-2BK01	3890.-	1
3RT2. 1, 3RT2. 2, 3RH2. . . -1BM40	220 / 230 AC/DC	3RT2916-2BL01		1
3RT2. 1, 3RT2. 2, 3RH2. . . -1BB40	24 DC	3RT2916-2BE01		1



Mechanical latching blocks

Size	For Contactor	Rated control supply voltage U _s V	Type	Unit LP ₹	Std. pkg. (nos.)
S0	3RT2.2	24 AC/DC	3RT2926-3AB31	2475.-	1
		110 AC/DC	3RT2926-3AF31		1
		230 AC/DC	3RT2926-3AP31		1



Accessories for 3RT2 and 3RH2 Contactors (S00, S0, S2, S3)



Pneumatic delay blocks

for snapping onto the front of size S0 contactors

For Contactor	Function	Auxiliary contacts	Time setting range t Sec	Type	Unit LP ₹	Std. pkg. (nos.)
3RT2.2	ON-Delay	1NO + 1NC	0.1 ... 30	3RT2926-2PA01	1925.-	1
			1 ... 60	3RT2926-2PA11		1
	OFF-Delay	1NO + 1NC	0.1 ... 30	3RT2926-2PR01	2300.-	1
			1 ... 60	3RT2926-2PR11		1



Solid state timer block

for snapping onto the front (S00, S0, S2, S3)

Function	For contactors	Auxiliary contacts	Rated control supply voltage U _s 50/60 Hz V	Time setting range t Sec	Type*	Unit LP ₹	Std. pkg. (nos.)
On-Delay (Varistor integrated)	3RT2 3RH21 3RH24	1CO	24 ... 240 VAC/DC	0.05 ... 100	3RA2813-1AW10	2130.-	1
		1NO + 1NC			3RA2813-1FW10		1
OFF-Delay without auxiliary voltage (Varistor integrated)		1CO	24 ... 240 VAC/DC	0.05 ... 100	3RA2815-1AW10	2545.-	1
		1NO + 1NC			3RA2815-1FW10		1
OFF-Delay with auxiliary voltage (Varistor integrated)		1CO	24 ... 240 VAC/DC	0.05 ... 100	3RA2814-1AW10	2895.-	1
		1NO + 1NC			3RA2814-1FW10		1

Solid state timer block with semiconductor output

for snapping onto the front (S00, S0)

Function	For contactors#	Auxiliary contacts	Rated control supply voltage U _s 50/60 Hz V	Time setting range t Sec	Type*	Unit LP ₹	Std. pkg. (nos.)
On-Delay (Varistor integrated)	3RT2 3RH21 3RH24	-	24 ... 240 VAC/DC	0.05 ... 100	3RA2811-1CW10	2320.-	1
OFF-Delay with auxiliary voltage	3RT2 3RH21 3RH24	-	24 ... 240 VAC/DC	0.05 ... 100	3RA2812-1DW10	2730.-	1

Cannot be fitted onto coupling relays. Also available for 3RT2 S2 & S3 on request

Version	SIRIUS function modules		SIRIUS function modules for IO-Link		SIRIUS function modules for AS-Interface	
	A	Unit LP ₹	B	Unit LP ₹	C	Unit LP ₹
Direct on line starting (S00, S0, S2, S3)	*Pls refer above table for type reference (Solid state timer block with semiconductor output)		3RA2711-1AA00*	3780.-	3RA27121AA00*	4160.-
Reversing starting (S00, S0, S2, S3)	for complete feeder refer page no. 22-23		3RA2711-1BA00*	7135.-	3RA2712-1BA00*	7845.-
Star delta starting (S00, S0, S2, S3)	3RA2816-0EW20	4410.-	3RA2711-1CA00*	11045.-	3RA2712-1CA00*	12185.-

*For ordering with spring type terminals, please replace 8th digit from '1' to '2'

Accessories for 3 Pole, 3RT2 & 3RT1 Contactors

Surge Suppressor for 3Pole 3RT1 (S6..S12)

Size	Version	AC Operation	DC Operation	Type	Unit LP ₹	Std. pkg. (nos.)
		Rated control supply voltage (U _c)				
		V AC	V DC			
S6, S10, S12	RC Elements*	24 ... 48	24 ... 70	3RT1956-1CB00	1500.-	1
		48 ... 127	70 ... 150	3RT1956-1CC00		1
		127 ... 240	150 ... 250	3RT1956-1CD00		1
		240 ... 400	–	3RT1956-1CE00		1
		400 ... 600	–	3RT1956-1CF00		1



Contactors coils (Size S6 to S12) comes with in-built varistor

* for connecting to with-drawable coils with screw terminal type connection

Box terminal blocks

Size	For Contactor	Version	Type	Unit LP ₹	Std. pkg. (nos.)
S6	3RT106..	For round and ribbon cables (Upto 70 mm ²)	3RT1955-4G	1445.-	1
		For round and ribbon cables (Upto 120 mm ²)	3RT1956-4G	2035.-	1
		Auxiliary conductor connection for box terminals	3TX7500-0A	820.-	1
S10 / S12	3RT106 & 3RT107	Upto 240 mm ² with auxiliary conductor connection	3RT1966-4G	5770.-	1



Covers

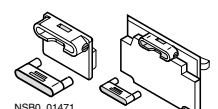
Terminal covers for box terminals

Size	For Contactor	Version	Type	Unit LP ₹	Std. pkg. (nos.)
S3	3RT204	3 Pole	3RT2946-4EA2	495.-	1
S6	3RT105	Length of 25 mm	3RT1956-4EA2	770.-	1
S10 / S12	3RT106 & 3RT107	Length of 30 mm	3RT1966-4EA2	1355.-	1
Terminal covers for cable lugs and busbar connection					
S3	3RT204	Length of 55 mm	3RT1946-4EA1	685.-	1
S6	3RT105	Length of 100 mm	3RT1956-4EA1	1315.-	1
S10 / S12	3RT106 & 3RT107	Length of 120 mm	3RT1966-4EA1	1735.-	1
Busbar cover between contactor and 3RB2 overload relay or wiring module for contactor assemblies					
S10 / S12	3RT106 & 3RT107	Length of 42 mm	3RT1966-4EA3	1155.-	1
For busbar cover of the flat line connectors for reversing and wye-delta assemblies					
S6	3RT105	Length of 38 mm	3RT1956-4EA4	1060.-	1



Sealable Covers

Size	For Contactor	Type	Unit LP ₹	Std. pkg. (nos.)
S6, S10, S12	3RT105, 3RT106 & 3RT107	3RT1926-4MA10	80.-	1 pack = 5 units



Accessories for 3 Pole, 3RT2 & 3RT1 Contactors

Links for paralleling

Size	For Contactor	Version	Type	Unit LP ₹	Std. pkg. (nos.)
S3	3RT204	3-Pole with through hole (Star Jumpers)	3RT1946-4BB31	2110.-	1
S6	3RT1		3RT1956-4BA31	1155.-	1
S10 / S12	3RT1		3RT1966-4BA31	1535.-	1



Accessories for 3RT12

Description	Type	Unit LP ₹	Std. pkg. (nos.)
Line voltage surge suppressors			
upto 690V AC	3RT1966-1PV3	6895.-	1
upto 1000V AC	3RT1966-1PV4	10075.-	1
Auxiliary contact blocks			
second, 2NO	3RH1921-1KA20	775.-	1
second, 1NO+1NC	3RH1921-1KA11		1
second, 2NC	3RH1921-1KA02		1
Mechanical interlock mechanism	3RA1954-2A	2055.-	1
Coil surge suppressor			
RC element, for 110V-127V coil	3RT1956-1CC00	1500.-	1
RC element, for 220V-240V coil	3RT1956-1CD00		1

Accessories for 4 Pole Contactor - 3RT23 / 3RT13

Mechanical interlock for 3RT23

Contactor size	Type	Description	Unit LP ₹	Std. pkg. (nos.)
S00-S00	3RA2912-2H	Mechanical interlock & 2 Connecting Clips	360.-	1
S0-S0	3RA2922-2H	Mechanical interlock & 2 Connecting Clips	360.-	1
S2-S2 ¹⁾	3RA2934-2B	Mechanical interlock	405.-	1
	3RA2932-2G	2x Connecting Clips	200.-	10
S3-S3 ¹⁾	3RA2934-2B	Mechanical interlock	405.-	1
	3RA2942-2G	2x Connecting Clips	225.-	10

1) for 3RT23 S2 & S3 reversing combination both Mechanical interlock & 2x Connecting Clips need to be ordered

Mechanical interlock for 3RT13

Contactor size	Type	Description	Unit LP ₹	Std. pkg. (nos.)
S6-S6	3RA1954-3A	Mechanical interlock for 3RT13	2055.-	1
S10-S10				
S12-S12				

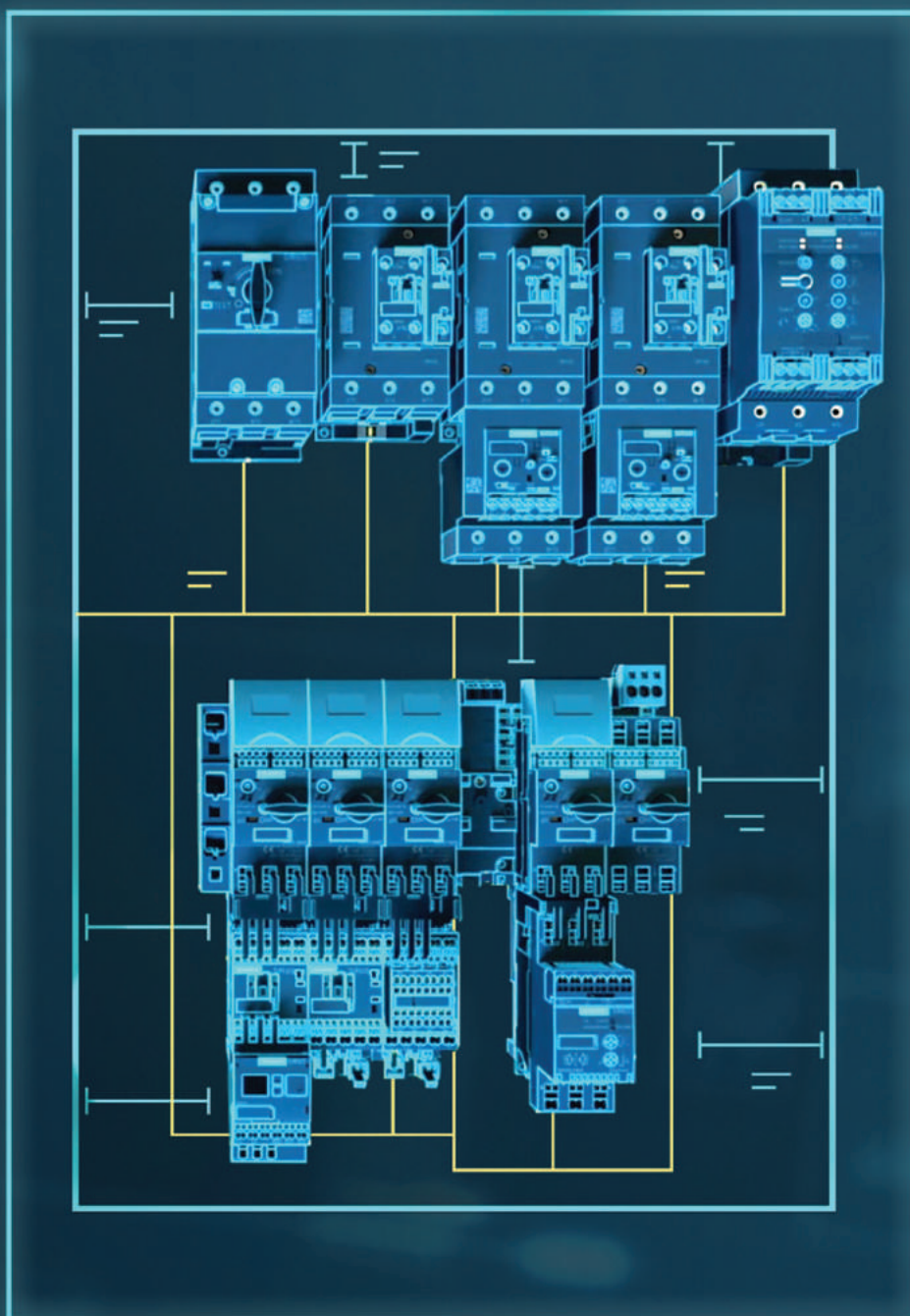
Terminal Covers for 3RT13

Contactor size	Type	Description	Unit LP ₹	Std. pkg. (nos.)
S6	3RT1956-4EB10	for 3RT135..	1945.-	1
S10	3RT1966-4EB10	for 3RT136..		
S12	3RT1976-4EB10	for 3RT13..		




SIEMENS

Ingenuity for life



Obtain
Up to 30% more space
with compact switching devices

www.siemens.com/SIRIUS





















3RA Load Feeders



Direct On-Line Starters

For snapping onto standard mounting rails or for screw mounting

Size of MPCB / contactor	MPCB	+	Contactor	+	Link module	+	Standard mounting rail adaptor	Final Assembled Unit
S00 / S00	 3RV2	+	 3RT2 AC and DC coil	+	 3RA1921-1DA00	+	Not required	
(S00, S0) / S0	 3RV2	+	 3RT2 AC coil DC coil	+	 3RA2921-1AA00 3RA2921-1BA00	+	Not required	
S2 / S2	 3RV2	+	 3RT2 AC and DC coil	+	 3RA2931-1AA00	+	 3RA2932-1AA00 (Optional)	
S3 / S3	 3RV2	+	 3RT2 AC and DC coil	+	 3RA1941-1AA00	+	 3RA1942-1AA00	

– Available on request

Link modules, single-unit packaging – For mechanical and electrical connection between contactor and motor protection circuit-breaker with screw terminals

Method of operation	Size of contactor	Size of MPCB	Type	Unit LP ₹	Std. pkg. (nos.)
AC/DC	S00	S00	3RA1921-1DA00	380.-	1
	S2	S2	3RA2931-1AA00	1330.-	1
	S3	S3	3RA1941-1AA00	970.-	1
AC	S0	S00/S0	3RA2921-1AA00	380.-	1
DC	S0	S00/S0	3RA2921-1BA00	380.-	1

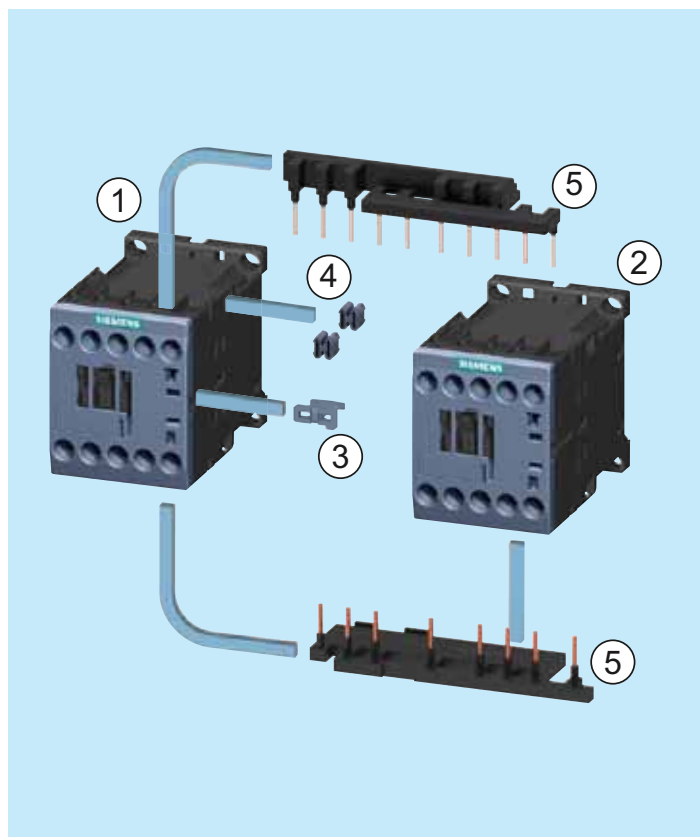
Standard mounting rail adaptor

Size of MPCB	Size of contactor	Type	Unit LP ₹	Std. pkg. (nos.)
S2	S2	3RA2932-1AA00	1490.-	1
S3	S3	3RA1942-1AA00	1875.-	1


Accessories for 3RT2 Contactors

S00, S0 - Mechanical Interlock & Installation kit for reversing contactors

S00 - S00



S0 - S0



Individual Components

- ① ② Power Contactor Size S00 - S00 or S0 - S0
- ③ Lateral mounted mechanical interlock
- ④ 2 Nos Connecting clips for two contactors
- ⑤ Wiring modules on the top & bottom


S. No.	Description	Contactor Size	Type*	Unit LP ₹ (per unit / set)	Std. pkg. (nos.)
3, 4, 5	<u>Assembly Kit</u> Each kit contains: Mechanical interlock, 2 Connecting clips for 2 contactors, wiring modules on the top & bottom	S00-S00	3RA2913-2AA1	665.-	1 Unit
		S0-S0	3RA2923-2AA1	995.-	
3, 4	Each set contains: Mechanical interlock & 2 Connecting clips	S00-S00	3RA2912-2H	360.-	1 pack (1 pack = 10 Sets)
		S0-S0	3RA2922-2H	360.-	

* For ordering installation kit with spring type terminals please replace last digit from '1' to '2'



Accessories for 3RT2 Contactors

S2 - S2 or S3 - S3 - Mechanical Interlock & Assembly kit for reversing contactors



Individual Components

- ① ② Power Contactor Size S2 - S2 or S3 - S3
- ③ Lateral mounted mechanical interlock
- ④ 2 Nos Connecting clips for two contactors
- ⑤ Wiring modules on the top & bottom

S. No.	Description	Contactor Size	Type	Unit LP ₹ (per unit / set)	Std. pkg. (nos.)
4, 5	Assembly Kit Each kit contains: • Two connecting clips for two contactor • Wiring modules on the top & bottom for connecting the main and auxiliary current paths	S2 - S2	3RA2933-2AA1	1100.-	1 Unit
		S3 - S3	3RA2943-2AA1	2210.-	1 Unit
3	Mechanical interlock	S2 - S2	3RA2934-2B	405.-	1 Unit
		S3 - S3			
4	Connecting Clips for 3 Pole Contactors Two connectors for two contactors	S2 - S2	3RA2932-2C	200.-	10 Unit
		S3 - S3	3RA2932-2D		

* Assembly kit only available for 3 Pole contactors only



4, 5




3



4

Accessories for 3RT1 Contactors

S6 - S6 - Mechanical Interlock & Installation kit for reversing contactors



Individual Components


- ① ② Power Contactor Size S6 - S6
- ③ Assembly Kit
- ④ Two connectors for two contactors
- ⑤ Mechanical interlock
- ⑥ Base plate for reversing contactor assemblies

S. No.	Description	Contactor Size	Type	Unit LP ₹ (per unit / set)	Std. pkg. (nos.)
3	<u>Assembly Kit</u> Each kit contains: • Wiring modules on the top & bottom for <u>contactors without box terminals</u> for connecting the main and auxiliary current paths, electrical interlock included (NC Contact interlock)	S6 - S6	3RA1953-2A	16635.-	1 Unit
4	Two connectors for two contactors	S6 - S6	3RA1932-2D	190.-	1 Pack (1 pack = 10 sets)
5	Mechanical interlock	S6 - S6	3RA1954-2A	2055.-	1 Unit
6	Base plate for reversing contactor assemblies	S6 - S6	3RA1952-2A	3105.-	1 Unit

■ Stock items

Accessories for 3RT1 Contactors

S10 - S10 or S12 - S12 - Mechanical Interlock & Installation kit for reversing contactors



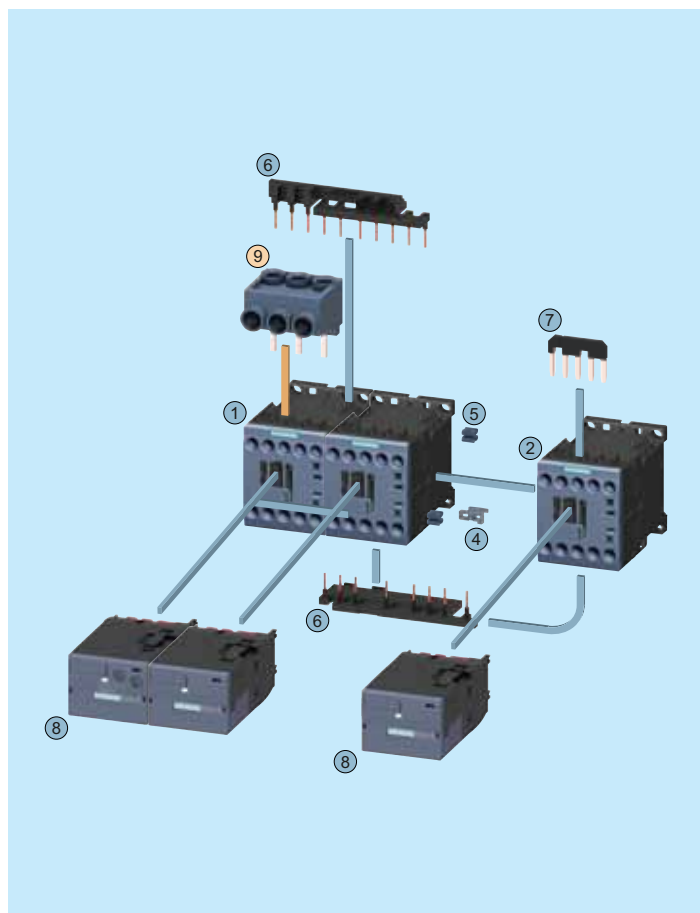
Individual Components

- ① ② Power Contactor Size S10 - S10 or S12 - S12
- ③ Assembly Kit
- ④ Mechanical interlock
- ⑤ Base plate for reversing contactor assemblies

S. No.	Description	Contactor Size	Type	Unit LP ₹ (per unit / set)	Std. pkg. (nos.)
3	Assembly Kit Each kit contains: • Wiring modules on the top & bottom for <u>contactors without box terminals</u> for connecting the main and auxiliary current paths, electrical interlock included (NC Contact interlock)	S10 - S10	3RA1963-2A	17740.-	1 Unit
		S12 - S12	3RA1973-2A	18850.-	1 Unit
4	Mechanical interlock	S10 - S10	3RA1954-2A	2055.-	1 Unit
		S12 - S12			
5	Base plate for reversing contactor assemblies	S10 - S10	3RA1962-2A	4665.-	1 Unit
		S12 - S12	3RA1972-2A	5435.-	1 Unit

Accessories for 3RT2 Contactors

S00-S00-S00 - Mechanical Interlock & Installation kit for star delta contactor assembly



Individual Components

- ① ② ③ Power Contactors:
Line: S00
Delta: S00
Star: S00

Assembly kit : ④ ... ⑦

- ④ Mechanical interlock
- ⑤ 4 Nos Connecting clips for contactors
- ⑥ Wiring modules on the top & bottom for connecting the main and the control path
- ⑦ Star Jumper
- ⑧ Function Module for Star-Delta
- ⑨ 3-phase feeder terminal

S. No.	For Contactor	Description	Type	Unit LP ₹	Std. pkg. (nos.)
4...7	3RT20 1	<u>Assembly Kit</u> Each kit contains: Mechanical interlock 4 Connecting clips, wiring modules on the top & bottom, Star jumper	■ 3RA2913-2BB1*	360.-	1 Unit
8	3RT20 1	Function module	■ 3RA2816-0EW20	4410.-	1 Unit
9	3RT20 1	3-phase feeder terminal (for Screw type contactors only)	■ 3RA2913-3K	540.-	5 Unit

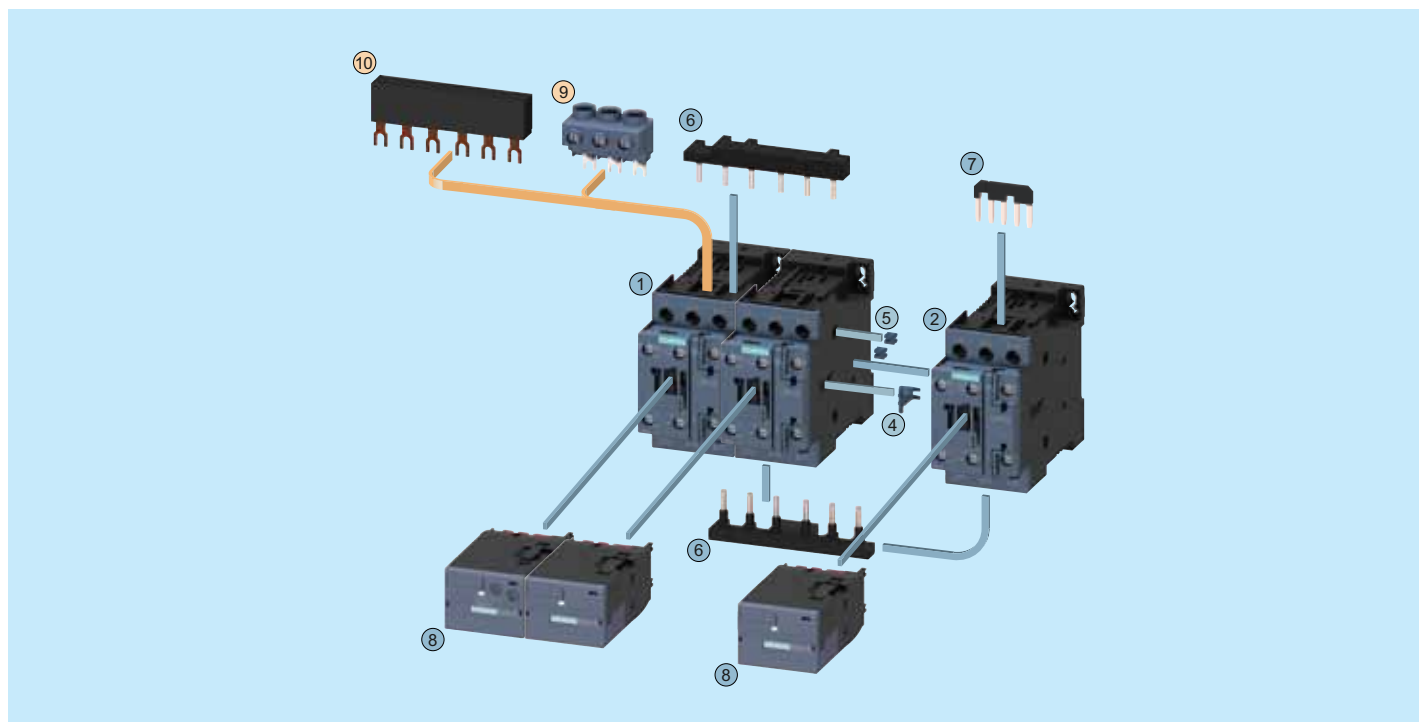
* For ordering installation kit with spring type terminals please replace last digit from '1' to '2'



■ Stock items

Accessories for 3RT2 Contactors

S0-S0-S0 - Mechanical Interlock & Installation kit for star delta contactor assembly




Individual Components

- ① ② ③ Power Contactors:
Line: S0
Delta: S0
Star: S0
- ④ Mechanical interlock
- ⑤ 4 Nos Connecting clips for contactors
- ⑥ Wiring modules on the top & bottom for connecting the main and the control path
- ⑦ Star Jumper
- ⑧ Function Module for Star-Delta
- ⑨ 3-phase feeder terminal
- ⑩ 3-phase busbar

Assembly kit : ④ ... ⑦

S. No.	For Contactor	Description	Type	Unit LP ₹	Std. pkg. (nos.)
4...7	3RT20 2	Installation Kit Each kit contains: Mechanical interlock 4 Connecting clips, wiring modules on the top & bottom, Star jumper	■ 3RA2923-2BB1*	1090.-	1 Unit
8	3RT20 2	Function module	■ 3RA2816-0EW20	4410.-	1 Unit
9	3RT20 2	3-phase feeder terminal (for Screw type contactors only)	■ 3RV2925-5AB	1155.-	1 Unit
10	3RT20 2	3-phase busbar (for Screw type contactors only)	■ 3RV1915-1AB	975.-	1 Unit

* For ordering installation kit with spring type terminals please replace last digit from '1' to '2'

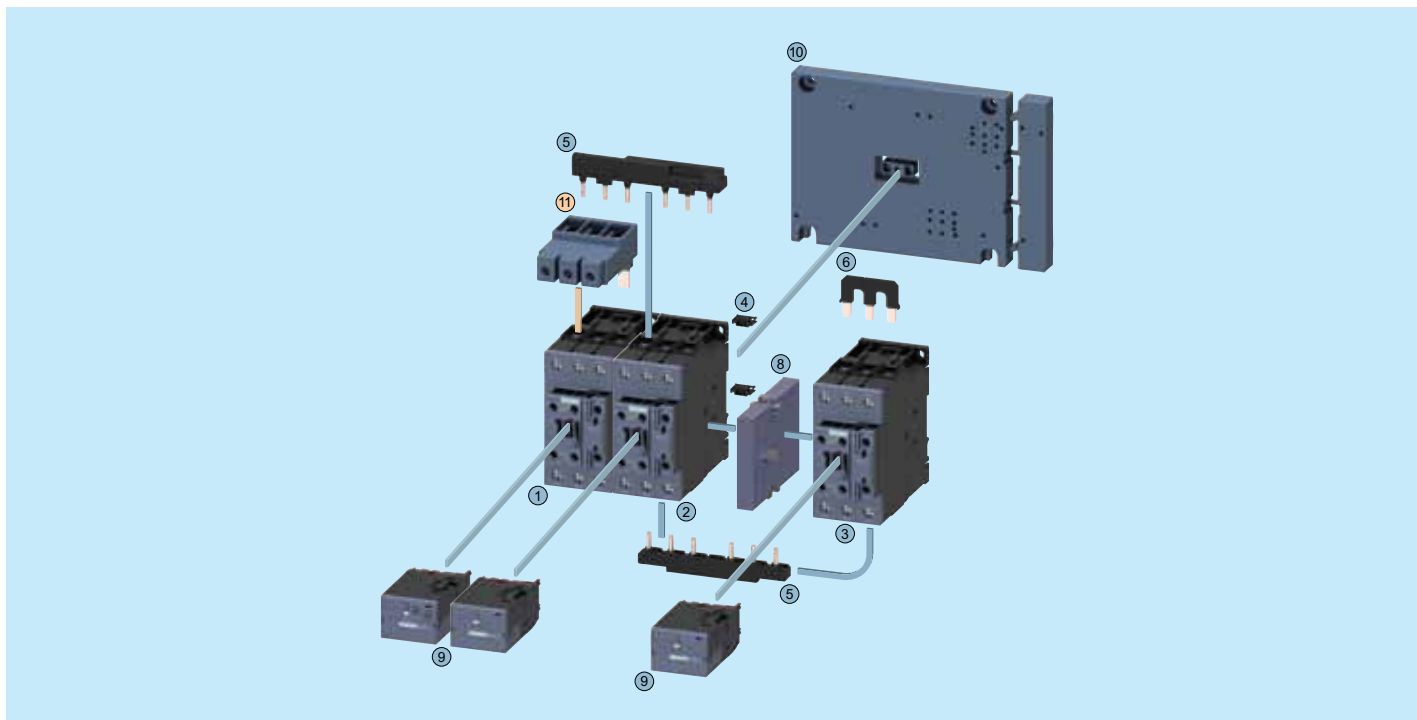


■ Stock items

LP - List Price

Accessories for 3RT2 Contactors

S2-S2-S0/S2 - Mechanical Interlock & Installation kit for star delta contactor assembly




The figure shows the version with screw terminals in S2-S2-S2

Individual Components

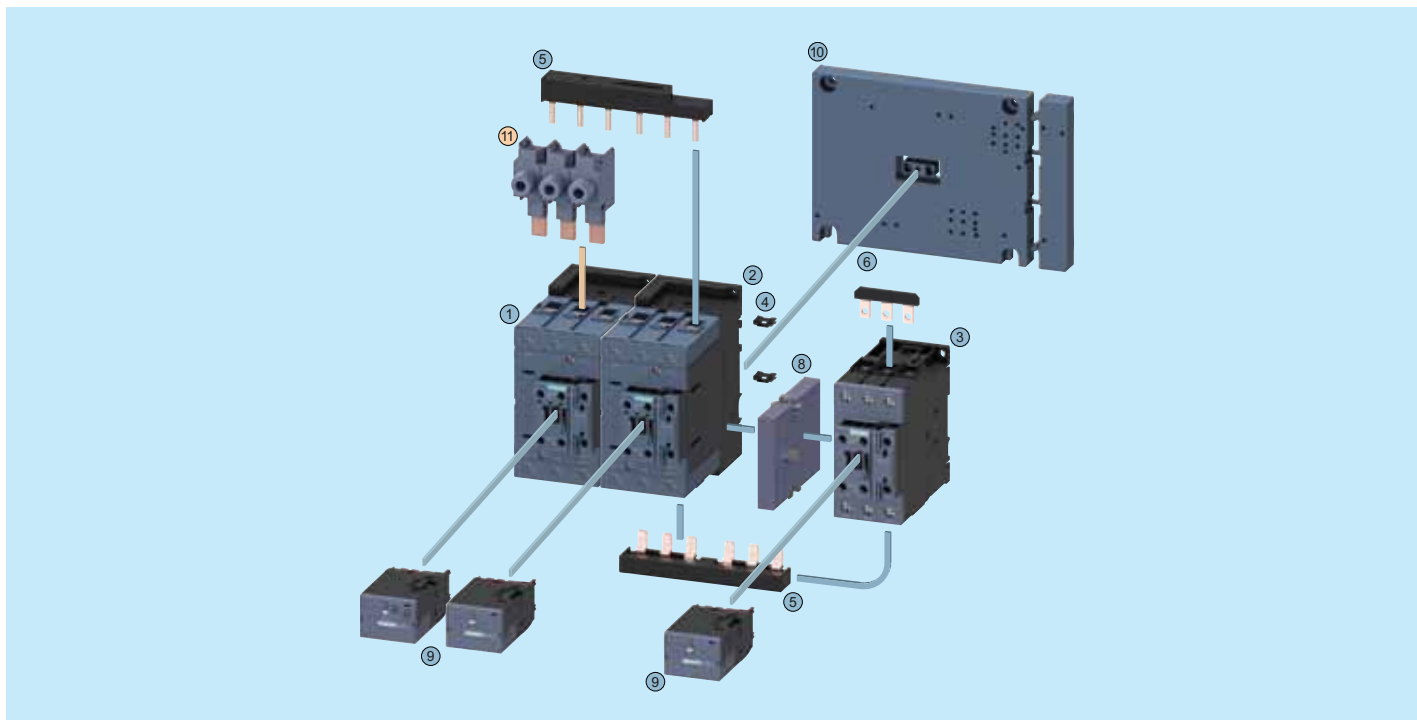
- ① ② ③ Contactors
- ④ ... ⑦ Assembly kit comprising:
S2-S2-S2: 3RA2933-2BB1
S2-S2-S0: 3RA2933-2C
- ④ Connectors for three contactors
- ⑤ Wiring modules on top and bottom for connecting the main and auxiliary circuits
- ⑥ Star jumper
- ⑦ Cable for connecting the A2 coil contact from the line contactor with the A2 coil contact of the delta contactor (not shown in the drawing)
- ⑧ Mechanical interlock
- ⑨ Function modules for star-delta (wye-delta)
- ⑩ Base plate star-delta
- ⑪ 3-phase feeder terminal

S. No.	For Contactor	Type	LP ₹ (per unit / set)	Std. pkg. (nos.)
10	Base plate	3RA2932-2F	1535.-	1 Unit
8	Mechanical interlock, lateral	3RA2934-2B	405.-	1 Unit
4...7	Assembly Kit: S2-S2-S2	3RA2933-2BB1	1650.-	1 Unit
	Assembly Kit: S2-S2-S0	3RA2933-2C	1210.-	1 Unit
9	Functional Module	3RA2816-0EW20	4410.-	1 Unit



Accessories for 3RT2 Contactors

S3-S3-S2/S3 - Mechanical Interlock & Installation kit for star delta contactor assembly




The figure shows the version with screw terminals in S3-S3-S2

Individual Components

- ① ② ③ Contactors
- ④ ... ⑦ Assembly kit comprising:
S3-S3-S3: 3RA2943-2BB
S3-S3-S2: 3RA2943-2C
- ④ Connectors for three contactors
- ⑤ Wiring modules on top and bottom for connecting the main and auxiliary circuits
- ⑥ Star jumper
- ⑦ Cable for connecting the A2 coil contact from the line contactor with the A2 coil contact of the delta contactor (not shown in the drawing)
- ⑧ Mechanical interlock
- ⑨ Function modules for star-delta (wye-delta)
- ⑩ Base plate star-delta
- ⑪ 3-phase feeder terminal

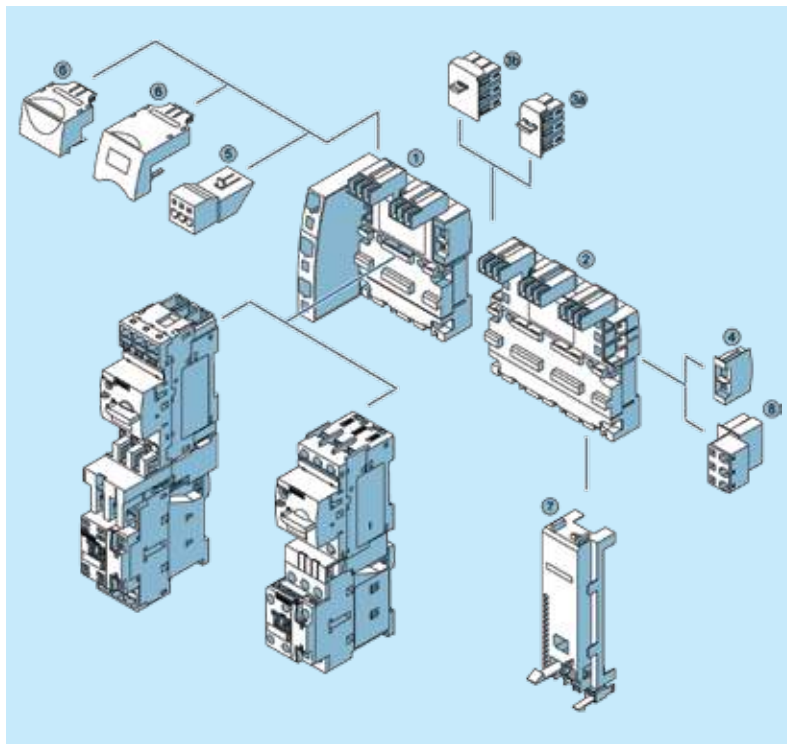
S. No.	For Contactor	Type	LP ₹ (per unit / set)	Std. pkg. (nos.)
10	Base plate	3RA2942-2F	2155.-	1 Unit
8	Mechanical interlock, lateral	3RA2934-2B	405.-	1 Unit
4...7	Assembly Kit: S3-S3-S3	3RA2943-2BB1	1515.-	1 Unit
	Assembly Kit: S3-S3-S2	3RA2943-2C	1685.-	1 Unit
9	Functional Module	3RA2816-0EW20	4410.-	1 Unit



■ Stock items

3RV29 Infeed system

The 3RV29 infeed system is a convenient means of energy supply and distribution for a group of several motor starter protectors or complete load feeders with a screw or spring-type connection in sizes S00 and S0.



Individual Components

- ① 3-phase busbar with infeed
- ② 3-phase busbar for system expansion
- ③a Expansion plug
- ③b Extra-wide expansion plug
- ④ End cover
- ⑤ Terminal block for device infeed
- ⑥ Plug-in connector
- ⑦ Contactor base
- ⑧ Terminal block

- Maximum current carrying capacity of 63 A
- Enables the integration of MPCB's, 1-phase, 2-phase and 3-phase components such as 5SY miniature circuit breakers or SIRIUS relay components.
- Approved in accordance with IEC to 500 V.
- UL-approved and authorized for Type E starter and Type F starter.

Legend	Type of accessory	Version	For 3RV20, 3RV23, 3RV24 MPCB only	Type	Unit LP ₹	Std. pkg. (nos.)
①*	Three-phase busbars with infeed (incl. 3RV2917-6A end cover)	For 2 motor starter protectors with screw or spring-type terminals With infeed on the left	S00, S0	3RV2917-1A	1585.-	1
		For 2 motor starter protectors with screw or spring-type terminals With infeed on the Right	S00, S0	3RV2917-1E	1585.-	1
②+	Three-phase busbars for system expansion (incl. 3RV2917-5BA00 expansion plug)	For 2 motor starter protectors with screw or spring-type terminals	S00, S0	3RV2917-4A	960.-	1
		For 3 motor starter protectors with screw or spring-type terminals	S00, S0	3RV2917-4B	1275.-	1
③+	Expansion Plug (as spare part)			3RV2917-5BA00	320.-	1
	Extra-wide expansion plugs (as accessory)			3RV2917-5E	720.-	1
④+	End covers (as spare part)			3RV2917-6A	35.-	10
⑤+	Terminal blocks	for device infeed		3RV2917-5FA00	1090.-	1
⑥*	Plug-in connectors to make contact with motor starter protectors	For spring-type terminals	S00	3RV2917-5AA00	280.-	1
			S0	3RV2927-5AA00	280.-	1
		For Screw-type terminals	S00	3RV2917-5CA00	280.-	1
			S0	3RV1927-5AA00	335.-	1
⑦^	Contactor bases for mounting direct-on-line or reversing starters	For contactors	contactors S00, S0	3RV2927-7AA00	235.-	1
⑧+	Terminal blocks	for integration of single-phase, two-phase and three-phase components		3RV2917-5D	1135.-	1

* Required + Optional ^ Required for Reversing DOL

Reversing contactor Assemblies - 3RA23



Screw terminals

Size	AC-3 operational current I _e upto 415V A	Motor rating at 415V, 50Hz kW	AC Coil				DC Coil			
			Rated control supply voltage U _s at 50/60Hz V AC	Type*	Unit LP ₹	Std. pkg. (nos.)	Rated control supply voltage U _s V DC	Type*	Unit LP ₹	Std. pkg. (nos.)
S00	7	3	230	3RA2315-8XB30-1A0	4095.-	1	24	3RA2315-8XB30-1BB4	5435.-	1
	9	4	230	3RA2316-8XB30-1A0	4320.-	1	24	3RA2316-8XB30-1BB4	5870.-	1
	12	5.5	230	3RA2317-8XB30-1A0	4515.-	1	24	3RA2317-8XB30-1BB4	6565.-	1
	16	7.5	230	3RA2318-8XB30-1A0	5350.-	1	24	3RA2318-8XB30-1BB4	7705.-	1
S0	12	5.5	230	3RA2324-8XB30-1AL2	5345.-	1	24	3RA2324-8XB30-1BB4	7175.-	1
	17	7.5	230	3RA2325-8XB30-1AL2	5965.-	1	24	3RA2325-8XB30-1BB4	8230.-	1
	25	11	230	3RA2326-8XB30-1AL2	7195.-	1	24	3RA2326-8XB30-1BB4	10910.-	1
	32	15	230	3RA2327-8XB30-1AL2	13195.-	1	24	3RA2327-8XB30-1BB4	21370.-	1
S2	38	18.5	230	3RA2328-8XB30-1AL2	18510.-	1	24	3RA2328-8XB30-1BB4	24165.-	1
	50	22	230	3RA2336-8XB30-1AL2	20870.-	1	20...33	3RA2336-8XB30-1NB3 [€]	32110.-	1
	65	30	230	3RA2337-8XB30-1AL2	27955.-	1	20...33	3RA2337-8XB30-1NB3 [€]	35885.-	1
S3	80	37	230	3RA2338-8XB30-1AL2	35125.-	1	20...33	3RA2338-8XB30-1NB3 [€]	42530.-	1
	95	45	230	3RA2346-8XB30-1AL2	43900.-	1	20...33	3RA2346-8XB30-1NB3 [€]	49365.-	1
	110	55	230	3RA2347-8XB30-1AL2	50460.-	1	20...33	3RA2347-8XB30-1NB3 [€]	54305.-	1

Star Delta Contactor Assemblies - 3RA24



Screw terminals

Size	AC-3 operational current I _e upto 415V A	Motor rating at 415V, 50Hz kW	AC Coil ⁵				DC Coil ⁶			
			Rated control supply voltage U _s at 50/60Hz V AC	Type*	Unit LP ₹	Std. pkg. (nos.)	Rated control supply voltage U _s V DC	Type*	Unit LP ₹	Std. pkg. (nos.)
S00-S00-S00	12	5.5	230	3RA2415-8XF31-1A0	10030.-	1	24	3RA2415-8XF31-1BB4	11770.-	1
	17	7.5	230	3RA2416-8XF31-1A0	10565.-	1	24	3RA2416-8XF31-1BB4	12815.-	1
	25	11	230	3RA2417-8XF31-1A0	11070.-	1	24	3RA2417-8XF31-1BB4	13690.-	1
S0-S0-S0	25	11	230	3RA2423-8XF32-1AL2	12385.-	1	24	3RA2423-8XF32-1BB4	15260.-	1
	32/40	15/18.5	230	3RA2425-8XF32-1AL2	14250.-	1	24	3RA2425-8XF32-1BB4	45660.-	1
	50	22	230	3RA2426-8XF32-1AL2	20645.-	1	24	3RA2426-8XF32-1BB4	30580.-	1
S2-S2-S0	50/65	22/30	230	3RA2434-8XF32-1AL2	27880.-	1	20...33	3RA2434-8XF32-1NB3 [€]	41875.-	1
	80	37	230	3RA2435-8XF32-1AL2	29095.-	1	20...33	3RA2435-8XF32-1NB3 [€]	47775.-	1
	86	45	230	3RA2436-8XF32-1AL2	34990.-	1	20...33	3RA2436-8XF32-1NB3 [€]	51475.-	1
S2-S2-S2	115	55	230	3RA2437-8XF32-1AL2	42645.-	1	20...33	3RA2437-8XF32-1NB3 [€]	55560.-	1
S3-S3-S2	150	75	230	3RA2445-8XF32-1AL2	46710.-	1	20...33	3RA2445-8XF32-1NB3 [€]	61120.-	1
	160	90	230	3RA2446-8XF32-1AL2	62590.-	1	20...33	3RA2446-8XF32-1NB3 [€]	73345.-	1

* For ordering above assembly with Spring type terminals, please replace 13th digit from "1 to 2" for S00, S0

€ - Universal operation AC / DC

Above assemblies are also available as "ready to assemble kit" please refer page no. 22-29

Please contact nearest sales office for other coil voltages and with communication interface

Spares coils



Magnetic coils for 3RT2 (S0, S2, S3)

Size	AC Coil					Universal Coil (AC/DC)				
	Contactor type	Rated control supply voltage U_c at 50/60 Hz V AC	Type	Unit LP ₹	Std. pkg. (nos.)	Contactor type	Rated control supply voltage U_c V DC	Type	Unit LP ₹	Std. pkg. (nos.)
S0	3RT20 23 3RT20 24 3RT20 25	24V	3RT2924-5AC21	590.-	1					
		110V	3RT2924-5AG21		1					
		230V	3RT2924-5AL21		1					
		400V, 50Hz	3RT2924-5AV01		1					
	3RT20 26 3RT20 27 3RT20 28 3RT23 25 3RT23 26 3RT25 26	24V	3RT2926-5AC21		1					
		110V	3RT2926-5AG21		1					
		230V	3RT2926-5AL21		1					
		400V, 50Hz	3RT2926-5AV01		1					
S2	3RT20 3 3RT23 3 3RT25 3	24V	3RT2934-5AC21	2625.-	1	3RT20 3 3RT23 3 3RT25 3	20 ... 33	3RT2934-5NB31	3325.-	1
		110V	3RT2934-5AG21	1	83 ... 155		3RT2934-5NF31	1		
		230V	3RT2934-5AL21	1	175 ... 280		3RT2934-5NP31	1		
S3	3RT20 4 3RT23 4 3RT25 4	24V	3RT2944-5AB01	2755.-	1	3RT20 4 3RT23 4 3RT25 4	20 ... 33	3RT2944-5NB31	3735.-	1
		110V	3RT2944-5AF01		1		83 ... 155	3RT2944-5NF31		1
		230V	3RT2944-5AP01		1		175 ... 280	3RT2944-5NP31		1

Magnetic coils for 3RT1 (S3)

Size	AC Coil				
	Contactor type	Rated control supply voltage U_c at 50/60 Hz V AC	Type	Unit LP ₹	Std. pkg. (nos.)
S3	3RT10 44	24V	3RT1944-5AC21	2725.-	1
		110V	3RT1944-5AG21		1
		230V	3RT1944-5AL21		1
		400V	3RT1944-5AV01		2855.-
	3RT10 45/46 3RT13 4. 3RT14 46 3RT15 4.	24V	3RT1945-5AC21	2725.-	1
		110V	3RT1945-5AG21		1
		230V	3RT1945-5AL21		1
		400V	3RT1945-5AV01	2855.-	1



Spare parts for 3RT contactors

For 24 V DC PLC output/PLC relay output, with remaining lifetime indicator (RLT) [Withdrawable coil with lateral solid-state module]

Size	AC Coil				
	Contactor type	Rated control supply voltage U_c at 40 to 60Hz AC, DC V AC/DC	Type	Unit LP ₹	Std. pkg. (nos.)
S6	3RT10 5 3RT14 5	96...127V AC/DC	3RT1955-5PF31	17330.-	1
		200...277V AC/DC	3RT1955-5PP31	17330.-	1
S10	3RT10 6 3RT14 6	96...127V AC/DC	3RT1965-5PF31	21960.-	1
		200...277V AC/DC	3RT1965-5PP31	21960.-	1
S12	3RT10 7 3RT14 7	96...127V AC/DC	3RT1975-5PF31	29290.-	1
		200...277V AC/DC	3RT1975-5PP31	29290.-	1

Arc Chambers for 3RT10 / 3RT14

Size	Contactor type	Version	Type	Unit LP ₹	Std. pkg. (nos.)	
S6	3RT10 54 3RT10 55 3RT10 56	Arc chutes 3-pole	3RT1954-7A	2740.-	1	
			3RT1955-7A	3100.-	1	
			3RT1956-7A	3415.-	1	
S10	3RT10 64 3RT10 65 3RT10 66		3RT1964-7A	3500.-	1	
			3RT1965-7A	3780.-	1	
			3RT1966-7A	3900.-	1	
S12	3RT10 75 3RT10 76		3RT1975-7A	4390.-	1	
			3RT1976-7A	4520.-	1	
S6	3RT14 56 ¹⁾			3RT1956-7B	4535.-	1
S10	3RT14 66 ¹⁾			3RT1966-7B	5295.-	1
S12	3RT14 76 ¹⁾		3RT1976-7B	6270.-	1	

1) For 3RT14 AC-1 duty power contactors

Adaptor plates

Description (Adaptor plates for using in place of 3TF/3TR contactors)	Type	Unit LP ₹	MOQ
3RT10/3RT20 15/16/17 replacing 3TF/3TR 30/31	3TX80120A	110.-	5
3RT10/3RT20 25/26 replacing 3TF/3TR 32/33	3TX80250A	170.-	5
3RT10 34/35 replacing 3TF/3TR 34/35	3TX80400A	235.-	5
3RT10 36 replacing 3TF/3TR 46	3TX80500A	275.-	5
3RT10 44/45 replacing 3TF/3TR 47 / 3TF 477	3TX80800A	555.-	1
3RT10 45/46 replacing 3TF/3TR 48/49	3TX80950A	570.-	1
3RT10 56 replacing 3TF/3TR 52	3TX81850A	1000.-	1
3RT10 64 replacing 3TF/3TR 53	3TX82250A	1060.-	1

To replace existing contactor of any other brand please contact nearest sales office.

Description (Adaptor plates for using in place of old relay terminal block required for independent mounting)	Type	Unit LP ₹	MOQ
3RU29/3RU19 (1.8-25A) replacing 3UA/3UR 52 (1-25A)	3UX8025	275.-	1
3RU19 (5.5-50A) replacing 3UA/3UR 55 (10-45A)	3UX8050	340.-	1
3RU19 (18-100A) replacing 3UA/3UR 58 (16-95A) & replacing 3UA/3UR 5830 (70-120A)	3UX8100	375.-	1



Contacts with fixing parts

For 3RT20 & 3RT10, 3 pole power contactors
1 set = 3 moving and 6 fixed switching contacts
with fixing parts

Size	Contactor type	Type	Unit LP ₹	Std. pkg. (nos.)
S2	3RT20 36	3RT2936-6A	3300.-	1
	3RT20 37	3RT2937-6A	4400.-	1
	3RT20 38	3RT2938-6A	5865.-	1
S3	3RT20 46	3RT2946-6A	5950.-	1
	3RT20 47	3RT2947-6A	8050.-	1
S3	3RT10 44	3RT1944-6A	4620.-	1
	3RT10 45	3RT1945-6A	6150.-	1
	3RT10 46	3RT1946-6A	8280.-	1
S6	3RT10 54	3RT1954-6A	9035.-	1
	3RT10 55	3RT1955-6A	11340.-	1
	3RT10 56	3RT1956-6A	14440.-	1
S10	3RT10 64	3RT1964-6A	16360.-	1
	3RT10 65	3RT1965-6A	18280.-	1
	3RT10 66	3RT1966-6A	21565.-	1
S12	3RT10 75	3RT1975-6A	28475.-	1
	3RT10 76	3RT1976-6A	36565.-	1

For 3RT14 AC-1 duty power contactors
1 set = 3 movable and 6 fixed switching elements
with fixing parts

Size	Contactor type	Type	Unit LP ₹	Std. pkg. (nos.)
S3	3RT14 46	3RT1946-6D	13655.-	1
S6	3RT14 56	3RT1956-6D	21940.-	1
S10	3RT14 66	3RT1966-6D	34165.-	1
S12	3RT14 76	3RT1976-6D	43870.-	1

For 3RT23, 4 pole AC-1 duty contactors
1 set = 4 movable and 8 fixed switching elements
with fixing parts

Size	Contactor type	Type	Unit LP ₹	Std. pkg. (nos.)
S2	3RT23 36	3RT2936-6E	4045.-	1
	3RT23 37	3RT2937-6E	4660.-	1

Spares for 3RT12 vacuum contactors

For contactor	Type	Unit LP ₹	Std. pkg. (nos.)
Spare coils			
3RT126	4)	3RT1966-5A..1	8960.-
3RT127	23 ... 26 380 ... 420 110 ... 127 220 ... 240	3RT1975-5AB31 3RT1975-5AV31 3RT1975-5AF318K 3RT1975-5AP318K	10775.-
Solid state operating mechanism			
3RT126	96... 127V AC/DC 200...277V AC/DC	3RT1966-5NF31 3RT1966-5NP31	11555.-
3RT127	200...277V AC/DC	3RT1975-5NP31	15250.-
Spare vacuum bottles (set of 3)			
3RT1264 3RT1265 3RT1266		3RT1964-6V 3RT1965-6V 3RT1966-6V	57990.- 66965.- 81695.-
3RT1275 3RT1276		3RT1975-6V 3RT1976-6V	98720.- 118830.-

4) Coil voltage (AC/DC) - Please enter coil codes from table below

Code	B3	F3	P3	V3
Coil voltage (V)	23-26	110-127	220-240	380-420



Contactor relays - SICONT^{Plus} 3TH3

Contactor size	Rated current (A) Ie AC15 at 230V	AC 50 Hz coil (LPs for 110, 230, 415V)				DC coil (LP*s for 24, 110, 220V)			
		Aux. contacts	Type Pl. fill in coil voltage code	Unit LP ₹	Std. pkg. (nos.)	Aux. contacts	Type Pl. fill in coil voltage code	Unit LP ₹	Std. pkg. (nos.)
0	10	4NO ⁵	■ 3TH3040-0A..	1235.-	1	4NO ⁵	■ 3TH3040-0B..	1730.-	1
		3NO + 1NC ⁵	■ 3TH3031-0A..		1	3NO + 1NC ⁵	■ 3TH3031-0B..		1
		2NO + 2NC ⁵	■ 3TH3022-0A..		1	2NO + 2NC ⁵	■ 3TH3022-0B..		1

Power contactors - SICOP 3TF

Size	Rated current (A) Ie AC3 upto 415V	Motor kW at 415V 50Hz, 3ph	AC 50 Hz coil (LPs for 110, 230, 415V)				DC coil (LPs for 24, 110, 220V)			
			Auxiliary contacts	Type Pl. fill in coil voltage code	Unit LP ₹	Std. pkg. (nos.)	Auxiliary contacts	Type Pl. fill in coil voltage code	Unit LP ₹	Std. pkg. (nos.)
0	9	4	1NO ⁵	■ 3TF3010-0A..	1070.-	1	1NO ⁵	■ 3TF3010-0B..	1875.-	1
			1NC ⁵	■ 3TF3001-0A..			1NC ⁵	■ 3TF3001-0B..		
	12	5.5	1NO ⁵	■ 3TF3110-0A..	1210.-	1	1NO ⁵	■ 3TF3110-0B..	2005.-	1
			1NC ⁵	■ 3TF3101-0A..			1NC ⁵	■ 3TF3101-0B..		
1	16	7.5	- ⁵	■ 3TF3200-0A..	1230.-	1	- ⁵	■ 3TF3200-0B..	2325.-	1
	22	11	- ⁵	■ 3TF3300-0A..	1695.-	1	- ⁵	■ 3TF3300-0B..	3125.-	1
2	32	15	- ⁵	■ 3TF3400-0A..	3725.-	1	- ⁵	■ 3TF3400-0B..	7240.-	1
	38	18.5	- ⁵	■ 3TF3500-0A..	5550.-	1	- ⁵	■ 3TF3500-0B..	8470.-	1
	40	18.5	- ⁵	■ 3TF3500-0A..ZT00^	5635.-	1	- ⁵	■ 3TF3500-0B..ZT00^	8545.-	1

Size	Rated current (A) Ie AC3 upto 415V	Motor kW at 415V 50Hz, 3ph	AC 50 Hz coil (LPs for 110, 230, 415V)				DC coil (LPs for 24, 110, 220V)			
			Auxiliary contacts	Type Pl. fill in coil voltage code	Unit LP ₹	Std. pkg. (nos.)	Auxiliary contacts	Type Pl. fill in coil voltage code	Unit LP ₹	Std. pkg. (nos.)
3	45	22	2NO + 2NC ⁵	■ 3TF4602-0A..ZA01 [®]	7665.-	1	2NO + 2NC ⁵	3TF4602-0D..ZA01 [®]	12520.-	1
	63	30	2NO + 2NC ⁵	■ 3TF4702-0A..ZA01 [®]	10880.-	1	2NO + 2NC ⁵	3TF4702-0D..ZA01 [®]	14530.-	1
	65	30	2NO + 2NC ⁵	■ 3TF4702-0A..ZT00^	10955.-	1	2NO + 2NC ⁵	3TF4702-0D..ZT00^	14670.-	1
	70	37	2NO + 2NC ⁵	■ 3TF4772-0A..	11660.-	1	2NO + 2NC ⁵	3TF4772-0D..	15690.-	1
4	75	42	2NO + 2NC ⁵	■ 3TF4822-0A..ZA01 [®]	13825.-	1	2NO + 2NC ⁵	3TF4822-0D..ZA01 [®]	17910.-	1
	85	45	2NO + 2NC ⁵	■ 3TF4922-0A..ZA01 [®]	16540.-	1	2NO + 2NC ⁵	3TF4922-0D..ZA01 [®]	20820.-	1
6	110	55	2NO + 2NC ⁵	■ 3TF5002-0A..	20015.-	1	2NO + 2NC ⁵	3TF5002-0D..	23805.-	1
	140	75	2NO + 2NC ⁵	■ 3TF5102-0A..	26655.-	1	2NO + 2NC ⁵	3TF5102-0D..	33005.-	1
8	170	90	2NO + 2NC ⁵	■ 3TF5202-0A..	34305.-	1	2NO + 2NC ⁵	3TF5202-0D..	42420.-	1
	205	110	2NO + 2NC ⁵	■ 3TF5302-0A..	37520.-	1	2NO + 2NC ⁵	3TF5302-0D..	47420.-	1
10	250	132	2NO + 2NC ⁵	■ 3TF5402-0A..	44335.-	1	2NO + 2NC ⁵	3TF5402-0D.. ¹⁾	52925.-	1
	300	160	2NO + 2NC ⁵	■ 3TF5502-0A..	54175.-	1	2NO + 2NC ⁵	3TF5502-0D.. ¹⁾	60865.-	1
12	400	200	2NO + 2NC ⁵	■ 3TF5602-0A..	65950.-	1	2NO + 2NC ⁵	3TF5602-0D.. ¹⁾	73680.-	1
	475	250	2NO + 2NC ⁵	■ 3TF5702-0C..	91905.-	1	refer page no. 6			
14	630	355	4NO + 4NC	3TF6844-0C..	refer	1	3NO + 3NC	3TF6833-1D.. ²⁾	refer	1
	820	450	4NO + 4NC	3TF6944-0C..	page no. 10	1	3NO + 3NC	3TF6933-1D.. ²⁾	page no. 10	1

1) Please connect DC coil circuit as recommended in operating instruction.

2) LP* includes control contactor

® For box type (SIGUT) terminals, order 2 nos 3TX7 460-0E, LP* ₹ 395.- each.

\$ For more aux. contacts, pl. see table below.

^ For B0,F0,P0 and B4 coil voltage only available

AC 50Hz coil code: 3TF30 to 3TF56, 3TH3

Coil voltage (V)	24	■ 110	■ 230	■ 415
Code	B0	F0	P0	R0

Wide band AC 50 Hz coil code: 3TF30 to 3TF35

Coil voltage (V)	70-140	150-280	260-460
Code	W110	W220	W415

AC 50/60 Hz coil code: 3TF57/3TF68/69

Coil voltage (V)	110-132	■ 220-240	380-460
Code	F7	M7	Q7

DC coil code: 3TF30 to 3TF56, 3TF68/69, 3TH3

Coil voltage (V)	■ 24	110	220
Code	B4	F4	M4

■ Stock items

Please order in multiples of standard packing.

LP - List Price

Auxiliary contact blocks

For contactor	Description	Type	Unit LP ₹	Std. pkg. (nos.)
3TF30 to 35 & 3TH30	1NO	■ 3TX4010-2A	170.-	10
	1NC	■ 3TX4001-2A	170.-	10
	1NO (Extd)	■ 3TX4010-4A	270.-	10
	1NC (Extd)	■ 3TX4001-4A	270.-	10
3TF46 to 3TF57	Second 1NO+1NC Left Second 1NO+1NC Right	■ 3TY7561-1KA008K	780.-	1

Extra LP per unit for non-std coils B0 / M0# / U0# (AC), DC and wide band

for 3TH, 3TF30 to 33	205.-	for 3TF34 to 49	245.-	for 3TF50 to 56	665.-
Wide band coil for 3TH, 3TF30 to 33	205.-	Wide band coil for 3TF34/35	245.-		

For any non-standard coil or contactor with non standard coil, minimum order quantity should be 100 nos. or minimum order value of ₹1,00,000/- per item.

For non-standard coil voltages not mentioned above, pl. check with Siemens.

M0: 220V AC, U0: 240V AC

Siemens switchgear. Tried, tested, trusted.

2 Pole DC contactors - 3TC



For DC loads
with AC coil, 2NO+2NC aux. contacts

Contactor size	Rated current Ie (A) DC3/5	Type ²⁾	Unit LP ₹	Std. pkg. (nos.)
2	32	3TC4417-0B..	16710.-	1
4	75	3TC4817-0B..	83190.-	1
8	220	3TC5217-0B..	140045.-	1
12	400	3TC5617-0B..	239160.-	1

²⁾ AC coil voltage - Please enter coil codes from table below

Code	F0	U0
Coil voltage (V) (50Hz)	110	240

with DC coil, 2NO + 2NC aux. contacts

Contactor size	Rated current Ie (A) DC3/5	Type ³⁾	Unit LP ₹	Std. pkg. (nos.)
2	32	3TC4417-0A..	23065.-	1
4	75	3TC4817-0A..	100200.-	1
8	220	3TC5217-0A..	172165.-	1
12	400	3TC5617-0A..	317800.-	1

³⁾ DC coil voltage - Please enter coil codes from table below

Code	B4	F4	M4
Coil voltage (V)	24	110	220

Hoisting duty contactors - 3TF

Under discontinuation

Contactor size	Rated current Ie (A) AC2/AC3 at 415V	Type ¹⁾	Unit LP ₹	Std. pkg. (nos.)
6	110	3TF5000-0A..	Order SIRIUS Energy Efficient Power Contactors Refer Page - 8	
8	170	3TF5200-0A..		
10	250	3TF5400-0A..		
12	400	3TF5600-0A..		

¹⁾ AC coil voltage - Please enter coil codes from table below

Code	F0	P0	R0
Coil voltage (V) (50Hz)	110	230	415

Accessories for SICOP / SICONT^{Plus}

Interlocking kit for two 3TF contactors
(inclusive of base plate and interlocking mechanism)

Contactor type	Type	Unit LP ₹	Std. pkg. (kits)
3TF30-35	■ 3TX4091-1A [#]	545.-	10
3TF46/47/47-7	■ 3TX7466-1YA0	1915.-	2
3TF48/49	■ 3TX7486-1YA0	3120.-	2
3TF50/51	■ 3TX7506-1YA0	3510.-	2
3TF52/53	■ 3TX7526-1YA0	4015.-	2
3TF54/55	■ 3TX7546-1YA0	4830.-	2
3TF56/57	■ 3TX7566-1YA0	5160.-	2
3TF50/52	3TX7526-1YA09	4015.-	2
3TF52/54	■ 3TX7546-1YA09	4830.-	2

Note: Higher rating upon enquiry [#] W/o base plate (not required)



Coil voltage		Type	Unit LP ₹	Std. pkg. (nos.)
AC	DC			
Surge suppressor (varistor) for 3TF30-35, 3TH30				
24 - 48 V	24 - 70 V	■ 3TX7402-3GY1	490.-	10
48 - 127V	70 - 150V	■ 3TX7402-3HY1	490.-	10
127 - 240V	150 - 250V	■ 3TX7402-3JY1	490.-	10
240 - 400V	—	3TX7402-3KY1	630.-	10
400 - 600V	—	3TX7402-3LY1	630.-	10
Surge suppressor (RC unit) for 3TF30-35, 3TH30				
24 - 48 V	24 - 70 V	3TX7402-3RY2	775.-	10
48 - 127V	70 - 150V	3TX7402-3SY2		10
127 - 240V	150 - 250V	3TX7402-3TY2		10
240 - 400V	—	3TX7402-3UY2		10
400 - 600V	—	3TX7402-3VY2		10
Surge suppressor (varistor) for 3TF46-56				
Less than 48V	24 - 70V	■ 3TX7462-3GY1	670.-	10
48 - 127V	70 - 150V	■ 3TX7462-3HY1		10
127 - 240V	150 - 250V	■ 3TX7462-3JY1		10
240 - 400V	—	3TX7462-3KY1		10
400 - 600V	—	3TX7462-3LY1		10

Spares for SICOP and SICONT^{Plus} contactors

SICOP main contact kits (set of 6 fixed & 3 moving contacts)

For Contactor (AC3 Rating)	Type	LP per set ₹	Std. pkg. (nos.)
3TF32/42 (16A)	■ 3TY7420-0A	745.-	1
3TF33/43 (22A)	■ 3TY7430-0A	1040.-	1
3TF34 (32A)	■ 3TY7340-0C	1995.-	1
3TF35 (38A)	■ 3TY7350-0C	3045.-	1
3TF44 (32A)	■ 3TY7440-0A	2205.-	1
3TF45 (38A)	■ 3TY7450-0A	3045.-	1
3TF46 (45A)	■ 3TY7460-0YA	3260.-	1
3TF47 (63A)	■ 3TY7470-0YA	4755.-	1
3TF477 (70A)	■ 3TY7477-0YA	5515.-	1
3TF48 (75A)	■ 3TY7480-0A	6345.-	1
3TF49 (85A)	■ 3TY7490-0A	8500.-	1
3TF50 (110A)	■ 3TY7500-0YA	9265.-	1
3TF51 (140A)	■ 3TY7510-0YA	11660.-	1
3TF52 (170A)	■ 3TY7520-0YA	14655.-	1
3TF53 (205A)	■ 3TY7530-0YA	15640.-	1
3TF54 (250A)	■ 3TY7540-0YA	18805.-	1
3TF55 (300A)	■ 3TY7550-0YA	22115.-	1
3TF56 (400A)	■ 3TY7560-0YA	29255.-	1
3TF57 (475A)	3TY7570-0YA	38985.-	1
3TF68 (630A)	3TY7680-0B [§]	198140.-	1
3TF69 (820A)	3TY7690-0B [§]	318350.-	1

§ Set of 3x vacuum bottles.

Auxiliary contact blocks

For contactor	Description	Type	Unit LP ₹	Std. pkg. (nos.)
3TF46-57	1NO + 1NC (Extd) Right	3TY7561-1E	1010.-	1
3TF46 to 3TF57, 3TK5	Built-in, 1NO+1NC Left / Right	3TY7561-1AA00-8K	780.-	1
	Add-on, Second 1NO+1NC Left / Right	3TY7561-1KA00-8K	780.-	1
3TF46/47/47 7	Special block, DC coil circuit	3TY7461-1F	1030.-	1
3TF48-56	Special block, DC coil circuit	3TY7481-1F	1030.-	1
3TF57	Special block, DC coil circuit	3TY7681-1G	1190.-	1

DC coils

For contactor	Type [†]	Unit LP ₹	Std. pkg. (nos.)
		For 24/110/220V	
3TH3, 3TF30-33/42/43	■ 3TY4803-0B..	910.-	1
3TF34/35	3TY7443-0B..	1365.-	1
3TF46/47/477	3TY7463-0D..	LP on request	1
3TF48/49	3TY7483-0D..		1
3TF50/51	3TY7503-0D..		1
3TF52/53	3TY7523-0D..		1

■ Stock items

LP - List Price

SICOP arc chambers

For Contactor	Type	Unit LP ₹	Std. pkg. (nos.)
3TF34	3TY7342-0C	540.-	1
3TF35	3TY7352-0C	570.-	1
3TF46	3TY7462-0YA	1120.-	1
3TF47	3TY7472-0YA	1365.-	1
3TF477	3TY7477-0YD	1645.-	1
3TF48	3TY7482-0A	1980.-	1
3TF49	3TY7492-0A	2285.-	1
3TF50	3TY7502-0YA	2715.-	1
3TF51	3TY7512-0YA	3090.-	1
3TF52	3TY7522-0YA	3390.-	1
3TF53	3TY7532-0YA	3495.-	1
3TF54	3TY7542-0YA	3770.-	1
3TF55	3TY7552-0YA	3880.-	1
3TF56	3TY7562-0YA	4375.-	1
3TF57	3TY7572-0YA	4495.-	1

AC coils (50 Hz)

For contactor	Type [†]	Unit LP ₹		Std. pkg. (nos.)
		For 110/230/415V 50Hz	For all other coil voltages	
3TH3, 3TF30-33/42/43	■ 3TY7403-0A..	665.-	760.-	1
3TF34/35/44/45	■ 3TY7443-0A..	820.-	1065.-	1
3TF46/47/477	■ 3TY7463-0A..	1430.-	1665.-	1
3TF48/49	■ 3TY7483-0A..	2615.-	2855.-	1
3TF50/51	■ 3TY7503-0A..	2655.-	3310.-	1
3TF52/53	■ 3TY7523-0A..	3365.-	4010.-	1
3TF54/55	■ 3TY7543-0A..	4070.-	4720.-	1
3TF56	■ 3TY7563-0A..	5915.-	7205.-	1
3TF57	3TY7573-0C..	17755.-	NA	1
3TF68	3TY7683-0C..	44745.-	NA	1
3TF69	3TY7693-0C..	85015.-	NA	1

† Pl. add coil voltage code from table on page no. 35.

110V, 230V, 415V are stock items for 3TH, 3TF30-56

24V is stock item only for 3TH30/3TF30/31/32/33

For contactor	Type [†]	Unit LP ₹	Std. pkg. (nos.)
		For 24/110/220V	
3TF54/55	3TY7543-0D..	LP on request	1
3TF56	3TY7563-0D..		1
3TF68	3TY7683-0D..		1
3TF69	3TY7693-0D..		1

† Pl. add coil voltage code from table on page no. 35.

24V, 110V, 220V are stock items only for 3TH3/3TF30/31/32/33

Siemens switchgear. Tried, tested, trusted.

Connector

The 3TS90 **connector** is used to mount the motor protection circuit breaker 3VS/3VU on the contactor 3TF with screw terminals. It enables mechanical and electrical connection between contactor and motor starter protection circuit breaker.



Range:

MPCB		Contactor		Type of Connector	Unit LP ₹	Std. pkg. (nos.)
Type	Current Rating	Type	AC3 Current Rating			
3VS13/3VU13	0.16 to 20A	3TF30/31	9 / 12 A	3TS9001-8K	285.-	1
3VS13/3VU13	6 to 25A	3TF32/33	16 / 22A	3TS9002-8K	330.-	1

Benefits:

- 1) Direct mounting of 3VS/3VU MPCB on 3TF
- 2) Secure poor connections
- 3) Reduced feeder size and assemble time

Spares for 3TC contactors

Description	Version	Type	Unit LP ₹	Std. pkg. (nos.)
Set of main contacts	3TC44	3TY2440-0A	6490.-	1
	3TC48	3TY2480-0A	15895.-	1
	3TC52	3TY2520-0A	45085.-	1
	3TC56	3TY2560-0A	89410.-	1
AC coils ¹⁾ (50 Hz)	3TC44	3TY7403-0A..	665.-	1
	3TC48	3TY6483-0A..	8485.-	1
	3TC52	3TY6523-0A..	11440.-	1
DC coils ²⁾	3TC44	3TY6443-0B..	11720.-	1
	3TC48	3TY6483-0B..	19985.-	1
	3TC52	3TY6523-0B..	49410.-	1
	3TC56	3TY6563-0B..	68620.-	1
Arc chambers	3TC44	3TY2442-0A	6360.-	1
	3TC48	3TY2482-0A	11545.-	1
	3TC52	3TY2522-0A	17965.-	1
	3TC56	3TY2562-0A	36320.-	1
Auxiliary contacts 1st 1NO + 1NC Left/Right 2nd 1NO + 1NC Left 2nd 1NO + 1NC Right	3TC44/48	3TY6501-1AA00	2890.-	1
	3TC48	3TY6501-1K		1
	3TC48	3TY6501-1L		1

1) AC coil voltage - Please enter coil codes from table below

Code	B0	F0	U0	R0
Coil voltage (50 Hz)	24	110	240	415 ⁵

\$ Only for 3TC 44

2) DC coil voltage - Please enter coil codes from table below

Code	B4	F4	M4
Coil voltage	24	110	220



■ Stock items

Please order in multiples of standard packing.



SIEMENS

Ingenuity for life

3TS Range of contactors

Capacitor duty | Converter duty | 2 Pole

Smart. Easy. Reliable

www.siemens.co.in

3TS Capacitor duty contactors

The 3TS capacitor duty contactor (with **patented** de-latching technology) provides a reliable and economical solution for capacitor switching applications.

Features and Benefits

- De-latching operating principle
- SIGUT Termination technique
- Finger touch proof terminals
- Compact Dimensions
- DIN / Screw mounting
- Reliable switching of capacitor banks
- Ease of wiring (can obviate use of lugs)
- Operator Safety
- Space saving
- Flexible mounting



Capacitor kVAr 415V, 3ph, 50Hz	Built-in aux. contacts	Type®	Unit LP ₹	Built-in aux. contacts	Type®	Unit LP ₹	Std. pkg. (nos.)
7 kVAr	1 NO	3TS1110-0A..5-8K†	2090.-				
12.5 kVAr	–	3TS1200-0A..5-8K†	2325.-	1NO+1NC	3TS1211-0A..5-8K	2655.-	1
16 kVAr	–	3TS1300-0A..5-8K†	3195.-	1NO+1NC	3TS1311-0A..5-8K	3525.-	1
20 kVAr	–	3TS1400-0A..5-8K†	3595.-	1NO+1NC	3TS1411-0A..5-8K	3925.-	1
25 kVAr	–	3TS1500-0A..5-8K†	4160.-	1NO+1NC	3TS1511-0A..5-8K	4495.-	1
50 kVAr	2 NO + 2 NC	3TS1722-0A..5-8K	12870.-				

3RT26 Capacitor duty contactor

Capacitor kVAr 415V, 3ph, 50Hz	Coil voltage	Built-in aux. contacts	Type	Unit LP	Std. pkg. (nos.)
75 kVAr	24V, 50HZ	1NO + 1NC	3RT2637-1AB03	20565.-	1
	110V, 50HZ		3RT2637-1AF03		
	230V, 50HZ		3RT2637-1AP03		
100 kVAr	24V, 50HZ	1NO + 1NC	3RT2646-1AB03	25100.-	1
	110V, 50HZ		3RT2646-1AF03		
	230V, 50HZ		3RT2646-1AP03		

Note: refer the product datasheet for rated current and other details

@ AC 50Hz coil code - Please enter coil codes from table below

	For 3TS contactors		
Code	F0	P0	R0
Coil voltage (V)	110	230	415

† Facility to add one contact block of 1NO / 1NC

Auxiliary contact blocks

For contactor	Description	Type	Unit LP ₹	Std. pkg. (nos.)
3TS1110-3TS1500	1NO	■ 3TX4010-2A	170.-	10
	1NC	■ 3TX4001-2A	170.-	10

3TS Converter duty contactors

Features

- Offers one of the highest AC-1 rating in given size
- Arc chamber interlock
- SIGUT Termination technique
- Compact Dimensions
- Screw mounting
- Double break parallel bridge auxiliary contacts

Applications

- VFD, Soft Starters applications
- UPS
- Solar and Wind inverters
- Resistive loads
- Battery charging
- Neutral switching



Contactor Size	Rated current Ie (A) AC1 at 415V	AC Coil			DC Coil		
		Type	Unit LP ₹	Std. pkg. (nos.)	Type®	Unit LP ₹	Std. pkg. (nos.)
3	100	3TS4822-0A..1-8K	7385.-	1	3TS4822-0D..1-8K	11605.-	1
4	145	3TS5022-0A..1-8K	13315.-	1	3TS5022-0D..1-8K	21300.-	1
6	200	3TS5122-0A..1-8K	18100.-	1	3TS5122-0D..1-8K	22365.-	1
6	225	3TS5222-0A..1-8K	20240.-	1	3TS5222-0D..1-8K	23430.-	1
8	275	3TS5322-0A..1-8K	28755.-	1	3TS5322-0D..1-8K	33550.-	1
8	325	3TS5422-0A..1-8K	31950.-	1	3TS5422-0D..1-8K	34080.-	1
10	400	3TS5522-0A..1-8K	35815.-	1	3TS5522-0D..1-8K	41245.-	1
12	525	3TS5622-0A..1-8K	48200.-	1	3TS5622-0D..1-8K	60250.-	1
12	630	3TS5722-0C..1-8K	65115.-	1			

for 3TS48-3TF56

	AC Coil (50Hz)		DC Coil
Code	F0	P0	B4
Coil voltage (V)	110	230	24

for 3TS57

AC 50/60Hz	Coil voltage (V)	110-132	220-240
	Code	F7	M7

3TS 2 Pole contactors



Benefits:

- Ease of wiring (can avoid use of lugs)
- Operator Safety (contactor cannot be switched-on if arc chamber is not fitted properly)
- Flexible mounting
- Space saving
- Unmatched contact reliability (ensures reliable contact at low voltage & low currents)

Standards:

3TS contactors conform to IS 13947 and IEC 60947. They also carry CE mark.

Application:

- Single Phase Pumps
- HVAC
- ESP
- Lighting

Rated current (A) Ie AC3 upto 415V	Auxiliary contacts	Type	Unit LP ₹	Std. pkg. (nos.)
9	1NO	3TS3010-0A..2-8K	705.-	1
12	1NO	3TS3110-0A..2-8K	755.-	1
18	1NO	3TS3210-0A..2-8K	870.-	1
25	-	3TS3300-0A..2-8K	1095.-	1
32	-	3TS3400-0A..2-8K	2400.-	1
40	-	3TS3500-0A..2-8K	3525.-	1
50	-	3TS3600-0A..2-8K	4280.-	1
65	2NO+2NC	3TS4722-0A..2-8K	6540.-	1
75	2NO+2NC	3TS4822-0A..2-8K	7385.-	1
85	2NO+2NC	3TS4922-0A..2-8K	8520.-	1
105	2NO+2NC	3TS5022-0A..2-8K	11715.-	1
140	2NO+2NC	3TS5122-0A..2-8K	14375.-	1
160	2NO+2NC	3TS5222-0A..2-8K	18855.-	1
205	2NO+2NC	3TS5322-0A..2-8K	20765.-	1
250	2NO+2NC	3TS5422-0A..2-8K	23430.-	1
300	2NO+2NC	3TS5522-0A..2-8K	29300.-	1
400	2NO+2NC	3TS5622-0A..2-8K	37250.-	1

Coil voltage (V AC 50Hz)	110 V AC	230 V AC	415V AC
Code	F0	P0	R0

Spares for 3TS Contactors

Capacitor Duty

Spare coils

Contactors kVAr	Description	Type*	Unit LP ₹	Std. pkg. (nos.)
7 kVAr	AC 50Hz coil	3TY74030A..	665.-	1
12.5 kVAr				
16 kVAr				
20 kVAr		3TY74430A..	820.-	1
25 kVAr				
50 kVAr				

* For coil, refer below table

For 3TS contactors			
Code	F0	P0	R0
Coil voltage (V)	110	230	415

Pre-charge resistor + Contact block kit

Contactors kVAr	Description	Type	Unit LP ₹	Std. pkg. (nos.)
12.5 kVAr	Pre-charge resistor + early making contact block kit + main contacts kit	3TS9762-0SX15-8K	1635.-	1
16 kVAr		3TS9763-0SX15-8K	2430.-	1
20 kVAr		3TS9764-0SX15-8K	2745.-	1
25 kVAr		3TS9765-0SX15-8K	3225.-	1
50 kVAr		3TS9767-0SX15-8K	8290.-	1

Note: Pre-charge resistor + early making contact block kit + main contacts should be replaced simultaneously

Convertor Duty

Main contact kits (set of 6 fixed & 3 moving contacts)

Contactors rating	Description	Type*	Unit LP ₹	Std. pkg. (nos.)
3TS48	Spare main contact kits	3TS9148-01-8K	3730.-	1
3TS50		3TS9150-01-8K	6655.-	1
3TS51		3TS9151-01-8K	9050.-	1
3TS52		3TS9152-01-8K	10115.-	1
3TS53		3TS9153-01-8K	14375.-	1
3TS54		3TS9154-01-8K	15975.-	1
3TS55		3TS9155-01-8K	17570.-	1
3TS56		3TS9156-01-8K	23430.-	1
3TS57		3TS9157-01-8K	31950.-	1

Spare coils

	AC Coil	Unit LP ₹	DC Coil	Unit LP ₹	Std. pkg. (nos.)
3TS48	3TY7463-0A..	1430.-	3TY7463-0D..	Price on request	1
3TS50	3TY7483-0A..	2615.-	3TY7483-0D..		1
3TS51/52	3TY7503-0A..	2655.-	3TY7503-0D..		1
3TS53/54	3TY7523-0A..	3365.-	3TY7523-0D..		1
3TS55	3TY7543-0A..	4070.-	3TY7543-0D..		1
3TS56	3TY7563-0A..	5915.-	3TY7563-0D..		1
3TS57	3TY7573-0C..	17755.-			1

refer page no. 40 for coil codes

SIEMENS


Ingenuity for life

Spring loaded connections are...

Strong



Flexible



Fast

Safe

Easy connecting & wiring

Switch to Spring Loaded Technology

Thermal Overload Relays - 3RU



For contactor mounting - Class 10 - Screw Terminals

Size of relay / contactor	Set current value of the inverse-time delayed overload release A	Type#	Unit LP ₹	Std. pkg. (nos.)
S00	0.11 ... 0.16	3RU2116-0AB0	1705.-	1
	0.14 ... 0.2	3RU2116-0BB0		
	0.18 ... 0.25	3RU2116-0CB0		
	0.22 ... 0.32	3RU2116-0DB0		
	0.28 ... 0.4	3RU2116-0EB0		
	0.35 ... 0.5	3RU2116-0FB0		
	0.45 ... 0.63	3RU2116-0GB0	1725.-	
	0.55 ... 0.8	3RU2116-0HB0		
	0.7 ... 1	3RU2116-0JB0		
	0.9 ... 1.25	3RU2116-0KB0		
	1.1 ... 1.6	3RU2116-1AB0		
	1.4 ... 2	3RU2116-1BB0		
	1.8 ... 2.5	3RU2116-1CB0	1725.-	
	2.2 ... 3.2	3RU2116-1DB0		
	2.8 ... 4	3RU2116-1EB0		
	3.5 ... 5	3RU2116-1FB0		
	4.5 ... 6.3	3RU2116-1GB0		
	5.5 ... 8	3RU2116-1HB0		
	7 ... 10	3RU2116-1JB0	1740.-	
	9 ... 12.5	3RU2116-1KB0		
11 ... 16	3RU2116-4AB0	1885.-		
S0	1.8 ... 2.5	3RU2126-1CB0	1905.-	1
	2.2 ... 3.2	3RU2126-1DB0		
	2.8 ... 4	3RU2126-1EB0		
	3.5 ... 5	3RU2126-1FB0		
	4.5 ... 6.3	3RU2126-1GB0		
	5.5 ... 8	3RU2126-1HB0		
	7 ... 10	3RU2126-1JB0	1920.-	
	9 ... 12.5	3RU2126-1KB0		
	11 ... 16	3RU2126-4AB0	2035.-	
	14 ... 20	3RU2126-4BB0		
	17 ... 22	3RU2126-4CB0		
	20 ... 25	3RU2126-4DB0		
	23 ... 28	3RU2126-4NB0	3495.-	
	27 ... 32	3RU2126-4EB0		
30 ... 36	3RU2126-4PB0			
34 ... 40	3RU2126-4FB0			

Size of relay / contactor	Set current value of the inverse-time delayed overload release A	Type#	Unit LP ₹	Std. pkg. (nos.)
S2	11 ... 16	3RU2136-4AB0	3485.-	1
	14 ... 20	3RU2136-4BB0		
	18 ... 25	3RU2136-4DB0		
	22 ... 32	3RU2136-4EB0		
	28 ... 40	3RU2136-4FB0		
	36 ... 45	3RU2136-4GB0		
	40 ... 50	3RU2136-4HB0	4450.-	
	47 ... 57	3RU2136-4QB0	5010.-	
	54 ... 65	3RU2136-4JB0	5910.-	
	62 ... 73	3RU2136-4KB0	6090.-	
	70 ... 80	3RU2136-4RB0	6335.-	
	S3	28 ... 40	3RU2146-4FB0	
36 ... 50		3RU2146-4HB0	5680.-	
45 ... 63		3RU2146-4JB0	6035.-	
57 ... 75		3RU2146-4KB0	6035.-	
70 ... 90		3RU2146-4LB0	6285.-	
80 ... 100		3RU2146-4MB0	8235.-	

* To order overload relays with spring-type terminals replace 10th digit from 'B' to 'C' (for S00, S0 size only)



Accessory for independent mounting

For size of relay	Relay type	Type	Unit LP ₹	Std. pkg. (nos.)
S00*	3RU21, 3RB30/31, 3RR21/22/24	3RU2916-3AA01	555.-	1
S0*	3RU21, 3RB30/31, 3RR21/22/24	3RU2926-3AA01	570.-	1
S2	3RU21, 3RB30/31, 3RR21/22/24	3RU2936-3AA01	935.-	1
S3	3RU21/3RB30/3RB31	3RU2946-3AA01	1100.-	1



* To order terminal supports for overload relays with spring-type terminals replace 10th digit from 'A' to 'C' for S00, S0 only



Thermal Overload Relays - 3RU



Separate Mounting - Class 10

Size of relay / contactor	Rating for induction motor Rated value kW	Set current value of the inverse-time delayed overload release A	Type*	Unit LP ₹	Std. pkg. (nos.)
S6	45	70 - 100	3RU2156-5BB10-8K	7860.-	1
	55	90 - 125	3RU2156-5CB10-8K	8315.-	1
	75	110 - 160	3RU2156-5DB10-8K	8330.-	1
	110	140 - 200	3RU2156-5EB10-8K	7860.-	1
	45	70 - 100	3RU2156-5BW10-8K [§]	7430.-	1
	55	90 - 125	3RU2156-5CW10-8K [§]	8330.-	1
	75	110 - 160	3RU2156-5DW10-8K [§]	7430.-	1
S10	110	140 - 200	3RU2166-5EB10-8K	10920.-	1
	132	180 - 250	3RU2166-5FB10-8K		1
	160	220 - 320	3RU2166-5GB10-8K		1
S12	200	280 - 400	3RU2176-5HB10-8K	14160.-	1
	250	350 - 500	3RU2176-5JB10-8K		1

Separate Mounting - Class 30

Size of relay / contactor	Rating for induction motor Rated value kW	Set current value of the inverse-time delayed overload release A	Type*	Unit LP ₹	Std. pkg. (nos.)
S6	37	55 - 80	3RU2356-5AB10-8K	14160.-	1
	45	70 - 100	3RU2356-5BB10-8K		1
	55	90 - 125	3RU2356-5CB10-8K		1
	37	55 - 80	3RU2356-5AW10-8K [§]		1
	45	70 - 100	3RU2356-5BW10-8K [§]		1
	55	90 - 125	3RU2356-5CW10-8K [§]		1
S10	75	110 - 160	3RU2366-5DB10-8K	14160.-	1
	110	140 - 200	3RU2366-5EB10-8K		1
S12	132	180 - 250	3RU2376-5FB10-8K	14160.-	1
	160	220 - 320	3RU2376-5GB10-8K		1

* For heavy duty applications (starting time > 10s), it is recommended to use 3RU class 30 relays to avoid nuisance tripping and reliable protection.

§ Range available with straight through transformer

Microprocessor based overload relay - 3RB

Size	Current setting range A	3RB (Class 10)		3RB (Class 20)		3RB (Class 5 to 30 – Settable)		Std. pkg. (nos.)
		With overload, phase failure and phase unbalance protections		With overload, phase failure and phase unbalance protections		With overload, phase failure and phase unbalance and earth fault protection		
		Type*	Unit LP ₹	Type*	Unit LP ₹	Type*	Unit LP ₹	
S00	0.1 ... 0.4	3RB3016-1RB0	3765.-	3RB3016-2RB0	4710.-	3RB3113-4RB0	7720.-	1
	32 ... 1.25	3RB3016-1NB0		3RB3016-2NB0		3RB3113-4NB0		1
	1 ... 4	3RB3016-1PB0		3RB3016-2PB0		3RB3113-4PB0		1
	3 ... 12	3RB3016-1SB0		3RB3016-2SB0		3RB3113-4SB0		1
	4 ... 16	3RB3016-1TB0		3RB3016-2TB0		3RB3113-4TB0		1
S0	0.1 ... 0.4	3RB3026-1RB0	4305.-	3RB3026-2RB0	5370.-	3RB3123-4RB0	8075.-	1
	32 ... 1.25	3RB3026-1NB0		3RB3026-2NB0		3RB3123-4NB0		1
	1 ... 4	3RB3026-1PB0		3RB3026-2PB0		3RB3123-4PB0		1
	3 ... 12	3RB3026-1SB0		3RB3026-2SB0		3RB3123-4SB0		1
	6 ... 25	3RB3026-1QB0		3RB3026-2QB0		3RB3123-4QB0		1
	10 ... 40	3RB3026-1VB0		3RB3026-2VB0		3RB3123-4VB0		1
S2	12.5 to 50	3RB3036-1UB0 [®]	6585.-	3RB3036-2UB0 [®]	8215.-	3RB3133-4UB0 [®]	10545.-	1
	20 ... 80	3RB3036-1WB0 [®]	9925.-	3RB3036-2WB0 [®]	12415.-	3RB3133-4WB0 [®]	13745.-	1
	12.5 to 50	3RB3036-1UW1 [#]	6585.-	3RB3036-2UW1 [#]	8215.-	3RB3133-4UW1 [#]	10545.-	1
	20 ... 80	3RB3036-1WW1 [#]	9925.-	3RB3036-2WW1 [#]	12415.-	3RB3133-4WW1 [#]	13745.-	1
S3	12.5 ... 50	3RB3046-1UB0 [®]	7805.-	3RB3046-2UB0 [®]	9765.-	3RB3143-4UB0 [®]	13755.-	1
	32 ... 115	3RB3046-1XB0 [®]	9755.-	3RB3046-2XB0 [®]	12785.-	3RB3143-4XB0 [®]	14025.-	1
	12.5 ... 50	3RB3046-1UW1 [#]	8365.-	3RB3046-2UW1 [#]	10320.-	3RB3143-4UW1 [#]	14615.-	1
	32 ... 115	3RB3046-1XW1 [#]	10240.-	3RB3046-2XW1 [#]	12785.-	3RB3143-4XW1 [#]	14025.-	1
S6	50 ... 200	3RB2056-1FC2 [®]	12960.-	3RB2056-2FC2 [®]	16210.-	3RB2153-4FC2 [®]	19400.-	1
S6	50 ... 200	3RB2056-1FW2 [§]		3RB2056-2FW2 [§]		3RB2153-4FW2 [§]		1
S10/12	55 ... 250	3RB2066-1GC2 [®]	14140.-	3RB2066-2GC2 [®]	19690.-	3RB2163-4GC2 [®]	19785.-	1
S10/12	160 ... 630	3RB2066-1MC2 [®]	25170.-	3RB2066-2MC2 [®]	31465.-	3RB2163-4MC2 [®]	32595.-	1

* For size S00 & S0: To order relay with spring type terminals, please replace 10th digit from 'B' to 'E'

Devices with straight-through transformer for stand-alone installation

® Devices with screw terminals for mounting onto contactor.

& Devices with busbar connection for mounting onto contactor or stand-alone installation.

§ Devices with straight-through transformer for mounting onto contactor with Box terminals or stand-alone installation.

Microprocessor based overload relay - 3RB22 / 3RB23

0.3 – 3 A
2.4 – 25 A

10 – 100 A

20 – 200 A

63 – 630 A

+ +

- 0.1 mtr.
- 0.5 mtr.

+ +

- Overload Protection
- Trip Class 5 to 30 settable
- Thermister motor protection
- Phase failure protection
- Phase unbalance protection
- Large setting range (1:10)
- Overload warning
- LED indication

Operator panels

- Analog Output (4-20mA)
- Internal earth fault protection
- Ground fault signaling
- Overload warning

Current Measuring Module

Connecting Cable

Evaluation Module

Functional Module (Optional)

Evaluation modules

(Suitable with all current measuring modules)

Description	Type	Unit LP ₹	Std. pkg. (nos.)
3RB22 with monostable output	3RB2283-4AA1	15305.-	1
3RB23 with bistable output	3RB2383-4AA1	22040.-	1
3RB24 with Monostable output (Processing for I/O link)	3RB2483-4AA1	20580.-	1

Current measuring modules

Size	Current range	Type	Unit LP ₹	Std. pkg. (nos.)
S00/S0	0.3 to 3A	3RB2906-2BG1	8945.-	1
	2.4 to 25A	3RB2906-2DG1	9445.-	1
S2/S3	10 to 100A	3RB2906-2JG1	10435.-	1
S6	20 to 200A	3RB2956-2TG2	20395.-	1
S10/12	63 to 630A	3RB2966-2WH2	23540.-	1

Connecting cable

(For connection between evaluation module and current measuring module)

Description	Type	Unit LP ₹	Std. pkg. (nos.)
Length 0.1 m (S00...S3)	3RB2987-2B	815.-	1
Length 0.5 m (S00...S12)	3RB2987-2D	1190.-	1

Function modules for 3RB22 3RB23 (optional)

Description	Type	Unit LP ₹	Std. pkg. (nos.)
Overload warning + Analog output	3RB2985-2AA0	5635.-	1
Internal earth fault protection + Overload warning + Analog output	3RB2985-2AA1	9030.-	1
Internal earth fault (protection + signaling) + Analog output	3RB2985-2AB1		
Internal earth fault protection + Overload warning	3RB2985-2CA1	1725.-	1
Internal earth fault (protection + signaling)	3RB2985-2CB1		

Operator Panel module for 3RB24 (optional)

Description	Type	Unit LP ₹	Std. pkg. (nos.)
Operator panels (set) One set comprises: • 1 x operator panel • 1 x 3RA6936-0A enabling module • 1 x 3RA6936-0B interface cover • 1 x fixing terminal	3RA6935-0A	54550.-	1
Connecting cables Length 2.5 m (round), for connecting the evaluation module to the operator panel	3UF7933-0BA00-0	3680.-	1

Accessories for 3RB20 and 3RB21

Description	For size	Type	Unit LP ₹	Std. pkg. (nos.)
Resetting plunger with funnel	S0 - S12	3RU1900-1A	630.-	1
Reset cord with holder - 400mm 600mm	S00 - S3	3RU1900-1B 3RU1900-1C	1805.-	1

Accessories for 3RU2 Thermal overload relays and 3RB3 solid state overload relays

Accessory Type	Version	Size	3RU2 Thermal overload relay	3RB30/31 solid state overload relay	Type	Unit LP ₹	Std. pkg. (nos.)
Mechanical Reset	Resetting plungers, holders & formers	S00, S0, S6-S12	✓	X	3RU2900-1A	625.-	1
	Resetting plungers, holders & formers		X	✓	3RB3980-0A	310.-	1
	Pushbuttons with extended stroke (12 mm), IP65, Dia 22 mm		✓	✓	3SU1200-0FB10-0AA0	1795.-	1
	Extension plungers		✓	✓	3SU1900-0KG10-0AA0	155.-	1
Cable releases with holder for RESET	Length 400mm	S00, S0, S6-S12	✓	X	3RU2900-1B	1770.-	1
	Length 600mm		✓	X	3RU2900-1C		1
	Length 400mm		X	✓	3RB3980-0B	3000.-	1
	Length 600mm		X	✓	3RB3980-0C		
Module for remote reset, electrical	24 ... 30 V AC/DC	S00, S0, S6-S12	✓	X	3RU1900-2AB71	2245.-	1
	110 ... 127 V AC/DC		✓	X	3RU1900-2AF71		
	220 ... 250 V AC/DC		✓	X	3RU1900-2AM71		
Sealable covers for covering the setting knob	For 3RB30/3RB31	S00, S0, S6-S12	X	✓	3RB3984-0	1425.-	1
	For 3RU2 / 3RV2		✓	X	3RV2908-0P	80.-	10
Terminal Covers for busbar connections	Length 55 mm	S3			3RT1946-4EA1	685.-	1
	Length 100 mm	S6	✓	✓	3RT1956-4EA1	1315.-	1
	Length 120 mm	S10, S12	✓	✓	3RT1966-4EA1	1735.-	1
Terminal Cover for Box Terminals	Length 20.6 mm	S2	✓	✓	3RT1936-4EA2	495.-	1
	Length 20.8 mm	S3	✓	✓	3RT1946-4EA2	495.-	1
	Length 25 mm	S6	✓	✓	3RT1956-4EA2	770.-	1
	Length 30 mm	S10/12	✓	✓	3RT1966-4EA2	1355.-	1



Widest range electronic overload relays

Thermal overload relays - 3UA / 3UC

Bimetal relay	Current type of mounting	Current setting range A	Type	Unit LP ₹	Std. pkg. (nos.)			
3UA50	Contactor® mounting (3TF30/31)	0.1 – 0.16	3UA5000-0A	1695.-	1			
		0.16 – 0.25	3UA5000-0C					
		0.25 – 0.4	■ 3UA5000-0E					
		0.4 – 0.63	■ 3UA5000-0G					
		0.63 – 1	■ 3UA5000-0J					
		0.8 – 1.25	■ 3UA5000-0K					
	1 – 1.6	■ 3UA5000-1A						
	1.25 – 2	■ 3UA5000-1B						
	Contactor® mounting (3TF32/33)	1.6 – 2.5	■ 3UA5000-1C	1710.-	1			
		2 – 3.2	■ 3UA5000-1D					
		2.5 – 4	■ 3UA5000-1E					
		3.2 – 5	■ 3UA5000-1F					
4 – 6.3		■ 3UA5000-1G						
5 – 8		■ 3UA5000-1H						
3UA52	Contactor® mounting (3TF32/33)	6.3 – 10	■ 3UA5000-1J	1720.-	1			
		8 – 12.5	■ 3UA5000-1K					
		10 – 14.5	■ 3UA5000-2S					
		1 – 1.6	3UA5200-1A			1895.-	1	
		1.25 – 2	3UA5200-1B					
		1.6 – 2.5	3UA5200-1C					
	2 – 3.2	3UA5200-1D						
	2.5 – 4	3UA5200-1E						
	3.2 – 5	3UA5200-1F						
	Contactor® mounting (3TF34/35, 44/45)	4 – 6.3	■ 3UA5200-1G	1740.-	1			
		5 – 8	■ 3UA5200-1H					
		6.3 – 10	■ 3UA5200-1J					
8 – 12.5		■ 3UA5200-1K						
10 – 16		■ 3UA5200-2A	1930.-			1		
12.5 – 20		■ 3UA5200-2B						
16 – 25	■ 3UA5200-2C							
20 – 32	■ 3UA5200-2D							
25 – 36	■ 3UA5500-2Q	3015.-		1				
32 – 40	■ 3UA5500-2R							
36 – 45	■ 3UA5500-8M							
3UA55	Contactor® mounting (3TF34/35, 44/45)		10 – 16		■ 3UA5500-2A	3015.-	1	
			12.5 – 20		■ 3UA5500-2B			
			16 – 25		■ 3UA5500-2C			
		20 – 32	■ 3UA5500-2D					
		25 – 36	■ 3UA5500-2Q	3135.-	1			
		32 – 40	■ 3UA5500-2R					
	36 – 45	■ 3UA5500-8M						
	3UA58-Z1	Contactor® mounting (3TF46, 3TF47, 3TF48, 3TF49)	16 – 25			3UA5800-2CZ1	5435.-	1
			20 – 32			3UA5800-2DZ1		
			25 – 40			3UA5800-2EZ1		
			32 – 50	■ 3UA5800-2FZ1	4635.-	1		
			40 – 57	■ 3UA5800-2TZ1				
50 – 63			■ 3UA5800-2PZ1	5435.-				
57 – 70		■ 3UA5800-2VZ1						
63 – 80		■ 3UA5800-2UZ1						
70 – 95		■ 3UA5800-8YZ1						
Contactor® mounting (3TF47 7)		16 – 25	3UA5800-2CZ2		5435.-	1		
		20 – 32	3UA5800-2DZ2					
		25 – 40	3UA5800-2EZ2					
	32 – 50	■ 3UA5800-2FZ2	4660.-	1				
	40 – 57	■ 3UA5800-2TZ2						
	50 – 63	■ 3UA5800-2PZ2					5460.-	1
57 – 70	■ 3UA5800-2VZ2							
63 – 80	■ 3UA5800-2UZ2							
3UA58 30	Contactor® mounting (3TF50)	70 – 95			■ 3UA5830-5B	5985.-		
		85 – 105	■ 3UA5830-5C					
		95 – 120	■ 3UA5830-5D					
3UA62	Independent mounting	85 – 135	■ 3UA6230-5A	8700.-	1			
		115 – 180	■ 3UA6230-5B					
		160 – 250	■ 3UA6230-5C					
		200 – 320	■ 3UA6230-5D			12370.-	1	
250 – 400	■ 3UA6230-5E							
3UA68	Independent mounting	320 – 500	3UA6830-5F	15990.-	1			
		400 – 630	3UA6830-5G					

© Can be converted to independent mounting using accessory.

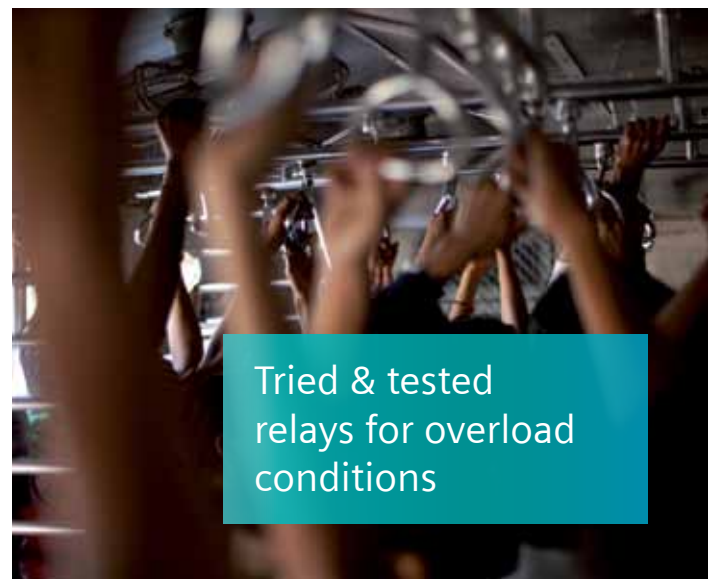
Relays for heavy starting applications, independent mounting

Current setting range A	Type	Unit MRP ₹	Current setting range A	Type	Unit LP ₹	Std. pkg. (nos.)
2.5 – 4	3UC5030-5E	15120.-	40 – 63	3UC5830-5G	15120.-	1
4 – 6.3	3UC5030-5G		15410.-	63 – 100	3UC6230-5J	1
6.3 – 10	3UC5030-5J			100 – 160	3UC6230-5A	
8 – 12.5	3UC5030-5K			125 – 200	3UC6630-5B	
10 – 16	3UC5830-5A			160 – 250	3UC6630-5C	
16 – 25	3UC5830-5C			250 – 400	3UC6630-5E	
25 – 40	3UC5830-5E					

Note: Relays always supplied in manual execution, can be converted at site to auto execution.

Accessories for 3UA birelays

Description	For relay type	Type	Unit LP ₹	Std. pkg. (nos.)	
Accessory for independent mounting	3UA50	■ 3UX1418	390.-	1	
	3UA52	■ 3UX1420	410.-	1	
	3UA55	■ 3UX1425	500.-	1	
	3UA58	■ 3UX1421	525.-	1	
	3UA58 30	■ 3UX1421-OXA	570.-	1	
Resetting plunger funnel	3UA5/6, 3UC5/6	3UX1011 3UX1013	180.-	10 10	
Reset cord + holder: 400 mm length 600 mm length	3UA5/6, 3UC5/6	3UX1015	250.-	5	
		3UX1016	250.-	5	
Protection cover	3UA58/3UA58 30 Other 3UA5/6	3UX11101YA 3UX11111YA	185.-	10 10	
Set of 3 terminals to convert from 3UA5800-2. or 3UA5800-2.Z2 to 3UA5800-2.Z1 3UA5800-2.Z1 or 3UA5800-2.Z2 to 3UA5800-2. 3UA5800-2. or 3UA5800-2.Z1 to 3UA5800-2.Z2			3UX5811 3UX5812 3UX5813	145.-	10 10 10



■ Stock items

MRP - Maximum Retail Price

LP - List Price

Siemens Limited Low Voltage Control Products Price List Eff. 01.12.2019 47

Motor Protection Circuit Breakers - 3RV



Class 10, without auxiliary switch, standard switching capacity, screw terminals

MPCB Specifications			MPCB with Standard release ¹⁾		MPCB with "relay function" ²⁾		MPCB with "Mag only" Release ³⁾		MPCB for transformer protection	
MPCB Size	MPCB rated current A	MPCB overload range A	Type*	Unit LP ₹	Type*	Unit LP ₹	Type*	Unit LP ₹	Type*	Unit LP ₹
S00	0.16	0.11...0.16	3RV2011-0AA10	3745.-	3RV2111-0AA10	4735.-	3RV2311-0AC10	3675.-	3RV2411-0AA10	6250.-
	0.2	0.14...0.2	3RV2011-0BA10		3RV2111-0BA10		3RV2311-0BC10		3RV2411-0BA10	
	0.25	0.18...0.25	3RV2011-0CA10		3RV2111-0CA10		3RV2311-0CC10		3RV2411-0CA10	
	0.32	0.22...0.32	3RV2011-0DA10		3RV2111-0DA10		3RV2311-0DC10		3RV2411-0DA10	
	0.4	0.28...0.4	3RV2011-0EA10		3RV2111-0EA10		3RV2311-0EC10		3RV2411-0EA10	
	0.5	0.35...0.5	3RV2011-0FA10		3RV2111-0FA10		3RV2311-0FC10		3RV2411-0FA10	
	0.63	0.45...0.63	3RV2011-0GA10	3RV2111-0GA10	3RV2311-0GC10	3RV2411-0GA10				
	0.8	0.55...0.8	3RV2011-0HA10	3RV2111-0HA10	3RV2311-0HC10	3RV2411-0HA10				
	1	0.7...1	3RV2011-0JA10	3RV2111-0JA10	3RV2311-0JC10	3RV2411-0JA10				
	1.25	0.9...1.25	3RV2011-0KA10	3RV2111-0KA10	3RV2311-0KC10	3RV2411-0KA10				
	1.6	1.1...1.6	3RV2011-1AA10	3RV2111-1AA10	3RV2311-1AC10	3RV2411-1AA10				
	2	1.4...2	3RV2011-1BA10	3RV2111-1BA10	3RV2311-1BC10	3RV2411-1BA10				
	2.5	1.8...2.5	3RV2011-1CA10	3RV2111-1CA10	3RV2311-1CC10	3RV2411-1CA10				
	3.2	2.2...3.2	3RV2011-1DA10	3RV2111-1DA10	3RV2311-1DC10	3RV2411-1DA10				
	4	2.8...4	3RV2011-1EA10	3RV2111-1EA10	3RV2311-1EC10	3RV2411-1EA10				
	5	3.5...5	3RV2011-1FA10	3RV2111-1FA10	3RV2311-1FC10	3RV2411-1FA10				
	6.3	4.5...6.3	3RV2011-1GA10	3RV2111-1GA10	3RV2311-1GC10	3RV2411-1GA10				
	8	5.5...8	3RV2011-1HA10	3RV2111-1HA10	3RV2311-1HC10	3RV2411-1HA10				
10	7...10	3RV2011-1JA10	3RV2111-1JA10	3RV2311-1JC10	3RV2411-1JA10					
12.5	9...12.5	3RV2011-1KA10	5140.-	3RV2111-1KA10	6490.-	3RV2311-1KC10	5040.-	3RV2411-1KA10	7315.-	
16	10...16	3RV2011-4AA10	5990.-	3RV2111-4AA10	7300.-	3RV2311-4AC10	5675.-	3RV2411-4AA10		
S0	16	10 ... 16	3RV2021-4AA10	6225.-	3RV2121-4AA10	7590.-	3RV2321-4AC10	5785.-	3RV2421-4AA10	7590.-
	20	13 ... 20	3RV2021-4BA10	6830.-	3RV2121-4BA10	8480.-	3RV2321-4BC10	6655.-	3RV2421-4BA10	7985.-
	22	16 ... 22	3RV2021-4CA10		3RV2121-4CA10		3RV2321-4CC10		3RV2421-4CA10	13265.-
	25	18 ... 25	3RV2021-4DA10	11515.-	3RV2121-4DA10	19050.-	3RV2321-4DC10	11090.-	3RV2421-4DA10	14825.-
	28	23 ... 28	3RV2021-4NA10		3RV2121-4NA10		3RV2321-4NC10		-	-
	32	27 ... 32	3RV2021-4EA10		3RV2121-4EA10		3RV2321-4EC10		-	-
	36	30 ... 36	3RV2021-4PA10	13160.-	-	-	3RV2321-4PC10	12795.-	-	-
40	34 ... 40	3RV2021-4FA10	-	-	-	3RV2321-4FC10	-	-	-	
S2	25	18 ... 25	3RV2031-4DA10	12385.-	3RV2131-4DA10	19620.-	3RV2331-4DC10	11415.-	3RV2431-4DA10	15270.-
	32	22 ... 32	3RV2031-4EA10		3RV2131-4EA10		3RV2331-4EC10		3RV2431-4EA10	18385.-
	36	28 ... 36	3RV2031-4PA10	13630.-	3RV2131-4PA10	21605.-	3RV2331-4PC10	12700.-	3RV2431-4PA10	20295.-
	40	32 ... 40	3RV2031-4UA10		3RV2131-4UA10		3RV2331-4UC10		3RV2431-4UA10	
	45	35 ... 45	3RV2031-4VA10	16645.-	3RV2131-4VA10	22695.-	3RV2331-4VC10	15735.-	3RV2431-4VA10	20675.-
	52	42 ... 52	3RV2031-4WA10		3RV2131-4WA10		3RV2331-4WC10		3RV2431-4WA10	
	59	49 ... 59	3RV2031-4XA10	17180.-	3RV2131-4XA10	24215.-	3RV2331-4XC10	15865.-	3RV2431-4XA10	21435.-
	65	54 ... 65	3RV2031-4JA10		3RV2131-4JA10		3RV2331-4JC10		3RV2431-4JA10	
73	62 ... 73	3RV2031-4KA10	18030.-	3RV2131-4KA10	25430.-	3RV2331-4KC10	16665.-	-	-	
80	70 ... 80	3RV2031-4RA10		3RV2131-4RA10		3RV2331-4RC10		-	-	
S3	50	36 ... 50	3RV2041-4HA10	17875.-	3RV2142-4HA10	24355.-	3RV2341-4HC10	16510.-	-	-
	63	45 ... 63	3RV2041-4JA10		3RV2142-4JA10		3RV2341-4JC10		-	-
	75	57 ... 75	3RV2041-4KA10	18765.-	3RV2142-4KA10	25575.-	3RV2341-4KC10	17345.-	-	-
	84	65 ... 84	3RV2041-4RA10		3RV2142-4RA10		3RV2341-4RC10		-	-
	93	75 ... 93	3RV2041-4YA10		3RV2142-4YA10		3RV2341-4YC10		-	-
100	80 ... 100	3RV2041-4MA10		3RV2142-4MA10		3RV2341-4MC10		-	-	

1) MPCB trips on SC and also on OL

2) MPCB trips on SC and opens contactor on OL

3) MPCB trips on SC

* Spring type terminals are not available for relay function MPCB 3RV21

* 3RV20 and 3RV23: For ordering spring type terminal please replace 11th digit from "1" to "2" (available upto 32A in S00 and S0 only)

Standard packing for all above products is 1 no.

Class 10, without auxiliary switch, increased switching capacity (100KA), screw terminals

MPCB Specifications			MPCB with Standard release ¹⁾		MPCB with "relay function" ²⁾		MPCB with "Mag only" Release ³⁾	
MPCB Size	MPCB rated current A	MPCB overload range A	Type	Unit LP ₹	Type	Unit LP ₹	Type	Unit LP ₹
S2	25	18 ... 25	3RV2032-4DA10	15915.-	-	-	3RV2332-4DC10	13705.-
	32	22 ... 32	3RV2032-4EA10	17230.-	-	-	3RV2332-4EC10	13705.-
	36	28 ... 36	3RV2032-4PA10	18550.-	-	-	3RV2332-4PC10	15235.-
	40	32 ... 40	3RV2032-4UA10	20065.-	-	-	3RV2332-4UC10	18870.-
	45	35 ... 45	3RV2032-4VA10	22090.-	-	-	3RV2332-4VC10	18870.-
	52	42 ... 52	3RV2032-4WA10	22505.-	-	-	3RV2332-4WC10	19035.-
	59	49 ... 59	3RV2032-4XA10	22705.-	-	-	3RV2332-4XC10	19035.-
	65	54 ... 65	3RV2032-4JA10	22705.-	-	-	3RV2332-4JC10	19035.-
S3	73	62 ... 73	3RV2032-4KA10	25540.-	-	-	3RV2332-4KC10	19995.-
	80	70 ... 80	3RV2032-4RA10	27170.-	-	-	3RV2332-4RC10	19995.-
	40	28 ... 40	3RV2042-4FA10	18620.-	3RV2142-4FA10	23055.-	3RV2342-4FC10	21275.-
	50	36 ... 50	3RV2042-4HA10	18620.-	3RV2142-4HA10	24355.-	3RV2342-4HC10	22580.-
	63	45 ... 63	3RV2042-4JA10	18620.-	3RV2142-4JA10	24355.-	3RV2342-4JC10	22580.-
	75	57 ... 75	3RV2042-4KA10	24210.-	3RV2142-4KA10	25575.-	3RV2342-4KC10	23710.-
	84	65 ... 84	3RV2042-4RA10	24210.-	3RV2142-4RA10	25575.-	3RV2342-4RC10	23710.-
	93	75 ... 93	3RV2042-4YA10	24210.-	3RV2142-4YA10	25575.-	3RV2342-4YC10	23710.-
	100	80 ... 100	3RV2042-4MA10	24210.-	3RV2142-4MA10	25575.-	3RV2342-4MC10	23710.-

Class 20, without auxiliary switch, screw terminals

MPCB Specifications					MPCB with Standard release ¹⁾		Std. pkg. (nos.)
MPCB Size	MPCB rated current A	MPCB overload range A	MPCB Short circuit setting A	Breaking capacity kA	Type ¹⁾	Unit LP ₹	
S2	14	9.5 ... 14	208	65	3RV2031-4SB10	15205.-	1
	17	12 ... 17	260	65	3RV2031-4TB10	15205.-	1
	20	14 ... 20	260	65	3RV2031-4BB10	15205.-	1
	25	18 ... 25	325	65	3RV2031-4DB10	16805.-	1
	32	22 ... 32	416	65	3RV2031-4EB10	17990.-	1
	36	28 ... 36	520	65	3RV2031-4PB10	18920.-	1
	40	32 ... 40	585	65	3RV2031-4UB10	19935.-	1
	45	35 ... 45	650	65	3RV2031-4VB10	21795.-	1
	52	42 ... 52	741	65	3RV2031-4WB10	22135.-	1
	59	49 ... 59	845	65	3RV2031-4XB10	22380.-	1
S3	65	54 ... 65	845	65	3RV2031-4JB10	22380.-	1
	40	28 ... 40	520	100	3RV2042-4FB10	24210.-	1
	50	36 ... 50	650	100	3RV2042-4HB10		1
	63	45 ... 63	819	100	3RV2042-4JB10		1
	75	57 ... 75	975	100	3RV2042-4KB10		1
	84	65 ... 84	1170	100	3RV2042-4RB10		1
	93	75 ... 93	1300	100	3RV2042-4YB10		1
100	80 ... 100	1300	100	3RV2042-4MB10	1		

1) MPCB trips on SC and also on OL 2) MPCB trips on SC and opens contactor on OL 3) MPCB trips on SC
 Standard packing for all above products is 1 no.

Circuit breaker size S00 for motor protection, Toggle Switch

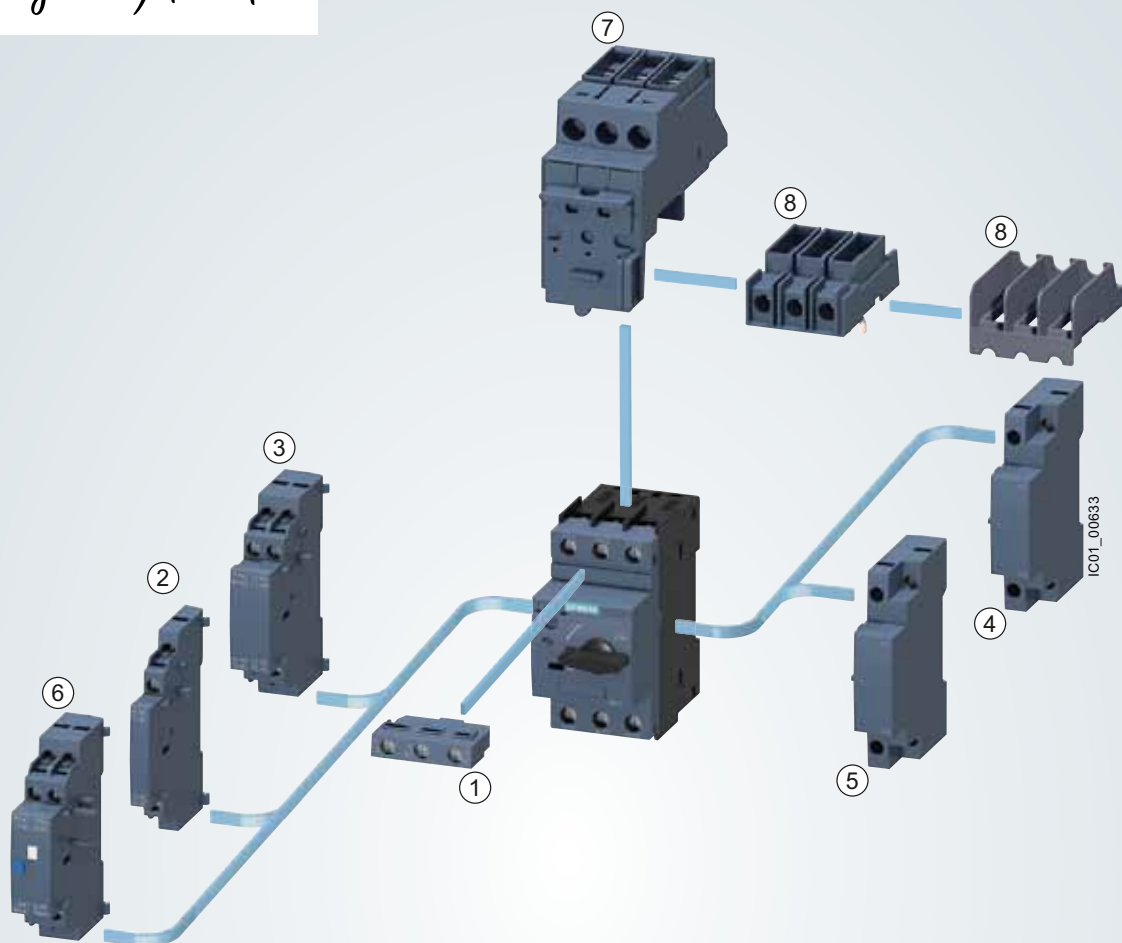
Rating	Type *	Unit LP ₹	Rating	Type *	Unit LP ₹
0.11...0.16	3RV1011-0AA10	3530.-	1.1...1.6	3RV1011-1AA10	4140.-
0.14 ... 0.2	3RV1011-0BA10	3530.-	1.4 ... 2	3RV1011-1BA10	4375.-
0.18...0.25	3RV1011-0CA10	3530.-	1.8...2.5	3RV1011-1CA10	4375.-
0.22 ... 0.32	3RV1011-0DA10	3730.-	2.2 ... 3	3RV1011-1DA10	4330.-
0.28...0.4	3RV1011-0EA10	3730.-	2.8...4	3RV1011-1EA10	4575.-
0.35 ... 0.5	3RV1011-0FA10	4330.-	3.5 ... 5	3RV1011-1FA10	4575.-
0.45...0.63	3RV1011-0GA10	4330.-	4.5 ... 6	3RV1011-1GA10	4575.-
0.55 ... 0.8	3RV1011-0HA10	4330.-	5.5 ... 8	3RV1011-1HA10	4575.-
0.7...1	3RV1011-0JA10	4330.-	7 ... 10	3RV1011-1JA10	4575.-
0.9 ... 1.25	3RV1011-0KA10	4360.-	9 ... 12	3RV1011-1KA10	5025.-



Standard packing for all above products is 1 no.
 * Use with accessories for 3RV2.

SIEMENS

Ingenuity for life



Accessories complimenting the application

Mountable accessories

- ① Transverse auxiliary switch
- ② Lateral auxiliary switch with 2 contacts
- ③ Lateral auxiliary switch with 4 contacts
- ④ Shunt release (can not be used with 3RV21 motor starter protectors)
- ⑤ Undervoltage release without/with leading contacts (can not be used with 3RV21 motor starter protectors)
- ⑥ Signaling switch (can not be used with 3RV27 and 3RV28 circuit breakers)
- ⑦ Isolator module (can not be used with 3RV2.4, 3RV27 and 3RV28 circuit breakers)
- ⑧ Terminal block type E or phase barriers

Accessories for 3RV2

Mountable accessories

Type of accessory	Version	MPCB size	Type*	Unit LP ₹	Std. pkg. (nos.)
Transverse auxiliary switches With screw terminals, mountable on front	1 CO	S00 ... S3	3RV2901-1D#	625.-	1
	1 NO + 1 NC	S00 ... S3	3RV2901-1E	755.-	1
	2NO	S00 ... S3	3RV2901-1F	755.-	1
Transverse auxiliary switches for operation in dusty atmospheres and in solid-state circuits with low operating currents	1 CO	S00 ... S3	3RV2901-1G#	2480.-	1
Covers for transverse auxiliary switches		S00 ... S3	3RV2901-0H#	370.-	10
Lateral auxiliary switches with screw terminals mountable on the left	1 NO + 1 NC	S00 ... S3	3RV2901-1A	835.-	1
	2 NO		3RV2901-1B		1
	2 NC		3RV2901-1C		1
	2 NO + 2 NC		3RV2901-1J#	1420.-	1
Signaling switches (Alarm contacts) Mountable on the left side	Separate tripped and short-circuit alarms, 1 NO + 1 NC each	S00 ... S3	3RV2921-1M	1510.-	1
Isolator modules (for isolating individual MPCB)	Lockable in disconnected position	S00, S0	3RV2928-1A#	3265.-	1
		S2 (Up to 65A only)	3RV2938-1A#	3915.-	1
Fuse Monitoring MPCB		S00	3RV16110BD10	6260.-	1

Spring type terminals are not available for this accessory

* For ordering with spring type terminals, please replace 8th digit from '1' to '2'

Type of accessory®	Version	MPCB size	Type*	Unit LP ₹	Std. pkg. (nos.)
Undervoltage trip units, Screw terminals	24 V DC	S00 ... S3	3RV2902-1AB4#	5985.-	1
	110 V AC 50Hz / 120 V AC 60Hz		3RV2902-1AF0#		1
	230 V AC 50Hz / 240 V AC 60Hz		3RV2902-1AP0		1
	400 V AC 50Hz / 440 V AC 60Hz		3RV2902-1AV0		1
Shunt trip units, Screw terminals	20...24V 50/60 Hz (100% ON period)		3RV2902-1DB0	2220.-	1
	20...70V 50/60Hz, DC (5s ON period)		3RV2902-1DF0		1
	90...110V 50/60 Hz (100% ON period)				
	70...190V 50/60Hz, DC (5s ON period)		3RV2902-1DP0		1
	210...240V 50/60 Hz (100% ON period)				
	190...330V 50/60Hz, DC (5s ON period)				
	350...415V 50/60 Hz (100% ON period)	3RV2902-1DV0#	1		
330...500V 50/60Hz, DC (5s ON period)					

Spring type terminals are not available for this accessory

* For ordering with spring type terminals, please replace 8th digit from '1' to '2'

@ One auxiliary release can be mounted on the right side. (does not apply to 3RV11 motor starter protectors with overload relay function)

Accessories for 3RV1

Mountable accessories

Type of accessory	Version	For MPCB size	Type*	Unit LP ₹	Std. pkg. (nos.)
Transverse auxiliary switches With screw terminals, mountable on front	1CO	S00 ... S3	3RV1901-1D#	665.-	1
	1 NO + 1 NC	S00 ... S3	3RV1901-1E	805.-	1
	2NO	S00 ... S3	3RV1901-1F	805.-	1
Transverse auxiliary switch for operation in dusty atmospheres and in solid-state circuits with low operating currents	1 CO	S00 ... S3	3RV1901-1G#	2790.-	1
Covers for transverse auxiliary switches		S00 ... S3	3RV1901-0H	380.-	10
Lateral auxiliary switches with screw terminals mountable on the left	1 NO + 1 NC	S00 ... S3	3RV1901-1A	890.-	1
	2 NO		3RV1901-1B		1
	2 NC		3RV1901-1C		1
	2 NO + 2 NC		3RV1901-1J#	1510.-	1
Signaling switches (Alarm contacts)®	Separate tripped and short-circuit alarms, 1 NO + 1 NC each	S0, S2, S3	3RV1921-1M#	2060.-	1
Isolator modules (for isolating individual MPCB)	Lockable in disconnected position	S2	3RV1938-1A#	5550.-	1

Spring type terminals are not available for this accessory

* 3RV19: For ordering with spring type terminals, please replace 8th digit from '1' to '2'

@ One signaling switch can be mounted on the left per MPCB.

Accessories for 3RV1

Mountable accessories

Type of accessory	Version	For MPCB size	Type®	Unit LP ₹	Std. pkg. (nos.)
Undervoltage trip units, Screw terminals	24 V DC	S3	3RV1902-1AB4	7575.-	1
	110 V AC 50Hz / 120 V AC 60Hz	S3	3RV1902-1AF0		1
	230 V AC 50Hz / 240 V AC 60Hz	S3	3RV1902-1AP0		1
	400 V AC 50Hz / 440 V AC 60Hz	S3	3RV1902-1AV0		1
Shunt trip units, Screw terminals	20...24V 50/60 Hz (100% ON period)	S3	3RV1902-1DB0	2370.-	1
	20...70V 50/60Hz, DC (5s ON period)				1
	90...110V 50/60 Hz (100% ON period)	S3	3RV1902-1DF0		1
	70...190V 50/60Hz, DC (5s ON period)				1
	210...240V 50/60 Hz (100% ON period)	S3	3RV1902-1DP0		1
	190...330V 50/60Hz, DC (5s ON period)				1
	350...415V 50/60 Hz (100% ON period)	S3	3RV1902-1DV0		1
	330...500V 50/60Hz, DC (5s ON period)				1

@ One auxiliary release can be mounted on the right per motor starter protector (does not apply to 3RV11 motor starter protectors with overload relay function)

Accessories for 3RV2 / 3RV1

Fixing accessories

Type of accessory	Version	For MPCB size	Type*	Unit LP ₹	Std. pkg. (nos.)
Push-in lugs	For screwing the motor starter protector onto mounting plates. For each motor starter protector, 2 units are required.	For 3RV1: S00,S0	3RB1900-0B	20.-	(1 pack = 10 pcs)
Push-in lugs		For 3RV2: S00,S0	3RV2928-0B		(1 pack = 10 pcs)

Enclosure With EMERGENCY STOP rotary operating mechanism, Lockable in 0 position

Degree of protection	Integrated terminals	Installation width (for switch + lateral auxiliary switch)	For MPCB size	Type*	Unit LP ₹	Std. pkg. (nos.)
IP55	N and PE	54 mm	S00, S0	3RV1923-1FA00	1560.-	1
		82 mm	S2	3RV1933-1GA00	5080.-	1

Door-coupling rotary operating mechanism

Description	Size	Type	Unit LP ₹	Std. pkg. (nos.)
Door operating mechanism with door interlock, defeat facility, padlocking facility. Extension shaft 300mm (fixed coupler) Breaker operating kit & front drive for size	S00, S0	3RV19261B-Z®	2630.-	1
	S2	3RV19361B-Z®	2900.-	1
	S3\$	3RV19461B-Z®	3820.-	1
Front drive – fixed coupler (available as spare)	S00, S0, S2, S3	8UC626	905.-#	1

@ One set available with breaker operator kit and 8UC front drive together

MRP

\$ To use door-operating mechanism, on 3RV2 - Size S3, the knob attachment on breaker must be disassembled.

Busbar accessories

Type of accessory	Version	Conductor cross-section			For MPCB size	Type	Unit LP ₹	Std. pkg. (nos.)
		Solid or stranded	Finely stranded with end sleeve	AWG cable, solid or stranded				
		mm ²	mm ²	AWG				
3-phase Infeed terminals	Connection from top	2.5...25	2.5...16	10 ... 4	3RV2 S00, S0	3RV2925-5AB	1135.-	1
		2 x (2.5 ... 50) ²⁾	2 x (2.5 ... 35) ²⁾	2 x (10.. 1/0) ²⁾	3RV2 S2	3RV2935-5A	1275.-	1
		1 x (2.5 ... 70) ²⁾	1 x (2.5 ... 50) ²⁾	1 x (10 ... 2/0) ²⁾				1
	Connection from bottom*	2.5...25	2.5...16	10 ... 4	3RV2 S00, S0	3RV2915-5B	1135.-	1
connection from bottom*	2.5...25	4...16	12 ... 4	3RV1 S00, S0	3RV1915-5B	1360.-	1	



* This terminal is connected in place of a switch, please take the space requirement into account.

2) If two different conductor cross-sections are connected to one clamping point, both cross-sections must be in the range specified.

Accessories for 3RV2 / 3RV1

Busbar accessories

Type of accessory ¹⁾	Modular spacing mm	Number of MPCBs that can be connected			Current rating at 690V A	For MPCB size *	Type	Unit LP ₹	Std. pkg. (nos.)
		Without lateral accessories	With lateral auxiliary switch	Incl. auxiliary release					
3-phase busbar system	45 ³⁾	2	-	-	63	S00, S0	3RV1915-1AB	960.-	1
		3	-	-		S00, S0	3RV1915-1BB	1025.-	1
		4	-	-		S00, S0	3RV1915-1CB	1460.-	1
		5	-	-		S00, S0	3RV1915-1DB	1650.-	1
	55 ⁴⁾	-	2	-		S00, S0	3RV1915-2AB	980.-	1
		-	3	-		S00, S0	3RV1915-2BB	1025.-	1
		-	4	-		S00, S0	3RV1915-2CB	1400.-	1
		-	5	-		S00, S0	3RV1915-2DB	1650.-	1
		2	-	-	108	S2	3RV1935-1A	1510.-	1
	3	-	-	3RV1935-1B			1895.-	1	
	4	-	-	3RV1935-1C			2320.-	1	
	63 ⁵⁾	-	-	2	63	S00, S0	3RV1915-3AB	1270.-	1
		-	-	4			3RV1915-3CB	1660.-	1
	75 ⁵⁾	-	2	2	108	S2	3RV1935-3A	2320.-	1
		-	3	3			3RV1935-3B	2155.-	1
-		4	4	3RV1935-3C			3050.-	1	
Covers for connection tags (Touch protection for empty positions)					S00, S0	3RV1915-6AB	155.-	10	
					S2	3RV1935-6A	280.-	5	



- 1) Not suitable for 3RV21 MPCBs with overload relay function
 - 3) Auxiliary releases and lateral auxiliary switches cannot be used in combination.
 - 4) For 3RV2 MPCB with auxiliary switches 2 NO and 2 NC mounted on the left (9 mm wide).
 - 5) For 3RV2 MPCB with mounted accessories (18 mm wide). Auxiliary switches with 2 NO + 2 NC or signaling switch (mounted on the left) or with auxiliary release (mounted on the right).
- * Approved for motor starter protectors size S0 , up to 32 A.

Mounting accessories

Type of accessory	Version	For MPCB size	Type*	Unit LP ₹	Std. pkg. (nos.)
Scale covers, for covering the set current scale		3RV20, 3RV21, 3RV24: S00 ... S2	3RV2908-0P	80.-	10
Scale covers, for covering the set current scale		3RV1 S3	3RV1908-0P	85.-	10
Covers for devices with box terminals	2 units required per device (Main current level)	3RV2 S2	3RT2936-4EA2	170.-	1
		3RV1 S3	3RT1946-4EA2	495.-	1
Terminal covers For cable lug and busbar connection	2 units required per device	3RV1 S3	3RT1946-4EA1	685.-	1



SIEMENS

Ingenuity for life



Continuing the Legacy...

3VS Motor Protection Circuit Breakers

www.siemens.co.in

MPCBs for motor & plant protection

Overload release range A	Type (w/o aux. contact)	Unit LP ₹	Type (with 1NO+1NC)	Unit LP ₹	Std. pkg. (nos)
0.1 - 0.16	3VS1300-0MB00	3205.-	3VS1300-1MB00	3840.-	1
0.16 - 0.24	3VS1300-0MC00		3VS1300-1MC00		1
0.24 - 0.4	3VS1300-0MD00		3VS1300-1MD00		1
0.4 - 0.6	3VS1300-0ME00	3725.-	3VS1300-1ME00	4370.-	1
0.6 - 1	3VS1300-0MF00	3755.-	3VS1300-1MF00	4400.-	1
1 - 1.6	3VS1300-0MG00		3VS1300-1MG00		1
1.6 - 2.4	3VS1300-0MH00		3VS1300-1MH00		1
2 - 3.2	3VS1300-0NH00	3930.-	3VS1300-1NH00	4495.-	1
2.4 - 4	3VS1300-0MJ00		3VS1300-1MJ00		1
3.2 - 5	3VS1300-0NJ00		3VS1300-1NJ00		1
4 - 6	3VS1300-0MK00		3VS1300-1MK00		1
5 - 8	3VS1300-0NK00		3VS1300-1NK00		1
6 - 10	3VS1300-0ML00	4560.-	3VS1300-1ML00	5120.-	1
8 - 13	3VS1300-0NL00		3VS1300-1NL00		1
10 - 16	3VS1300-0MM00		3VS1300-1MM00		1
14 - 20	3VS1300-0MN00	4645.-	3VS1300-1MN00	5215.-	1
18 - 25	3VS1300-0MP00	5375.-	3VS1300-1MP00	5375.-	1
6-10	3VS16000ML00	9040.-	3VS16001ML00	10195.-	1
10-16	3VS16000MM00	9040.-	3VS16001MM00	10195.-	1
16-25	3VS16000MN00	9965.-	3VS16001MN00	11280.-	1
22 - 32	3VS1600-0MP00	10595.-	3VS1600-1MP00	11170.-	1
28 - 40	3VS1600-0MQ00	11365.-	3VS1600-1MQ00	11945.-	1
36 - 52	3VS1600-0MR00		3VS1600-1MR00		1

Accessories are common for 3VS & 3VU

Motor protection circuit breakers - 3VU



MPCBs for motor and plant protection

Overload release range A	Type (w/o aux. contact)	Unit LP ₹	Type (with 1NO+1NC)	Unit LP ₹	Std. pkg. (nos.)
0.1 - 0.16	3VU1340-0MB00	3935.-	3VU1340-1MB00	4720.-	1
0.16 - 0.24	3VU1340-0MC00		3VU1340-1MC00		1
0.24 - 0.4	3VU1340-0MD00		3VU1340-1MD00		1
0.4 - 0.6	3VU1340-0ME00	4575.-	■ 3VU1340-1ME00	5370.-	1
0.6 - 1	3VU1340-0MF00		■ 3VU1340-1MF00		1
1 - 1.6	3VU1340-0MG00	4615.-	■ 3VU1340-1MG00	5405.-	1
1.6 - 2.4	3VU1340-0MH00		■ 3VU1340-1MH00		1
2 - 3.2	3VU1340-0NH00	4825.-	■ 3VU1340-1NH00	5520.-	1
2.4 - 4	3VU1340-0MJ00		■ 3VU1340-1MJ00		1
3.2 - 5	3VU1340-0NJ00		■ 3VU1340-1NJ00		1
4 - 6	3VU1340-0MK00		■ 3VU1340-1MK00		1
5 - 8	3VU1340-0NK00		■ 3VU1340-1NK00		1
6 - 10	3VU1340-0NL00		■ 3VU1340-1NL00		1
			■ 3VU1340-1ML00		1
					1

Overload release range A	Type (w/o aux. contact)	Unit LP ₹	Type (with 1NO+1NC)	Unit LP ₹	Std. pkg. (nos.)
8 - 13	3VU1340-0NL00	5600.-	■ 3VU1340-1NL00	6290.-	1
10 - 16	3VU1340-0MM00	5600.-	■ 3VU1340-1MM00	6290.-	1
14 - 20	3VU1340-0MN00	5705.-	■ 3VU1340-1MN00	6410.-	1
18 - 25	3VU1340-0MP00	6610.-	■ 3VU1340-1MP00	7310.-	1
6 - 10	3VU1640-0ML00	10715.-	■ 3VU1640-1ML00	11400.-	1
10 - 16	3VU1640-0MM00	10715.-	■ 3VU1640-1MM00	11400.-	1
16 - 25	3VU1640-0MN00	13015.-	■ 3VU1640-1MN00	13725.-	1
22 - 32	3VU1640-0MP00	13015.-	■ 3VU1640-1MP00	13725.-	1
28 - 40	3VU1640-0MQ00	13965.-	■ 3VU1640-1MQ00	14670.-	1
36 - 52	3VU1640-0MR00	13965.-	■ 3VU1640-1MR00	14670.-	1
45 - 63#	3VU1640-0LS00	16605.-	3VU1640-1LS00	17320.-	1

Circuit-breakers for plant protection

3TF-3VS/3VU Connector**



Type	Current	Contactor		Type of Connector	Unit LP ₹	Std. pkg. (nos.)
		Type Rating	AC3 Current Rating			
3VS13/3VU13	0.16 to 20A	3TF30 / 31	9 / 12 A	3TS9001-8K	285.-	1
3VS13/3VU13	6 to 25A	3TF32 / 33	16 / 22A	3TS9002-8K	330.-	1

** For more details refer page no. 38

Circuit breakers with aux. 1NO+1NC, for fuse monitoring

Rated current In A	Overload release range A	Shortcircuit release setting A	Type	Unit LP ₹	Std. pkg. (nos.)
0.2	0.2	1.2	■ 3VU1340-1MS00	4720.-	1

Circuit breakers with aux. 1NO+1NC, for line-side protection of transformers with high inrush current

Rated current In A	Overload release range A	Shortcircuit release setting A	Type	Unit LP ₹	Std. pkg. (nos.)
0.6	0.4 - 0.6	12	3VU1340-1TE00	7510.-	1
1	0.6 - 1	15	3VU1340-1TF00		1
1.6	1 - 1.6	29	3VU1340-1TG00		1
2.4	1.6 - 2.4	48	3VU1340-1TH00		1
4	2.4 - 4	72	3VU1340-1TJ00		1
6	4 - 6	120	3VU1340-1TK00		1
10	6 - 10	190	3VU1340-1TL00		1
16	10 - 16	300	3VU1340-1TM00		1
20	14 - 20	300	3VU1340-1TN00		1

Accessories for 3VS/3VU

Description	Version	Type	Unit LP ₹	Std. pkg. (nos.)
Add-on aux. block	1 NO + 1 NC	■ 3VU9131-3AA00	785.-	1
Short-circuit signaling switch	1 NO + 1 NC	■ 3VU9131-7AA00	920.-	1
Undervoltage release	230 V, 50 Hz	3VU9132-0AB15	2170.-	1
Shunt trip	230 V, 50 Hz 24 V, 50 Hz DC 110-240 V	3VU9132-0AB55		1
		3VU9132-0AB50		1
		3VU9132-0AB73		1
Toggle padlocking device	Locking in Off pos	3VU9168-0KA00	580.-	1

Description	Version	Type	Unit LP ₹	Std. pkg. (nos.)
50 kA current limiter for 3VS13/3VU13 only	Rated current = 56 A aux contacts 1NO+1NC	3VU9138-2AB00	6070.-	1
Three-phase busbar for 3VS13/3VU13 only	In feed terminal (63 A)	3VU9135-1BB01	1080.-	1
	busbars for 2 MPCBs	3VU9135-1AB02	870.-	1
	busbars for 3 MPCBs	3VU9135-1AB03	1050.-	1
	busbars for 4 MPCBs	3VU9135-1AB04	1345.-	1
	busbars for 5 MPCBs	3VU9135-1AB05	1515.-	1
Door operating mechanism with door interlock, defeat facility, pad locking facility, extension shaft 300mm	Breaker operating kit & front drive (fixed coupler) for 3VS13/3VU13 for 3VS16/3VU16	■ 3VU9133-Z®	2375.-	1
		■ 3VU9163-Z®	2535.-	1
Front drive for 3VS & 3VU	Fixed coupler	■ 8UC616	800.-#	1

@ 1 set available with breaker operator kit and 8UC front drive together

MRP

■ Stock items

Please order in multiples of standard packing.

LP - List Price

SIEMENS

Ingenuity for life

Simple installation ▶
Thanks to push-in technology.

Wide range of performance ▶
For motors up to 5.5 kW.

Hybrid switching technology ▶
Durable and energy-saving, since
relay contacts are
not subject to loading.

Safety Integrated ▶
Versatile safety solutions:
shutdown via SIMATIC F-CPU or
SIRIUS 3SK safety relay.

Quick stop and limit position disconnecter ▶
Load switch off even at high speed –
independent of central controller.

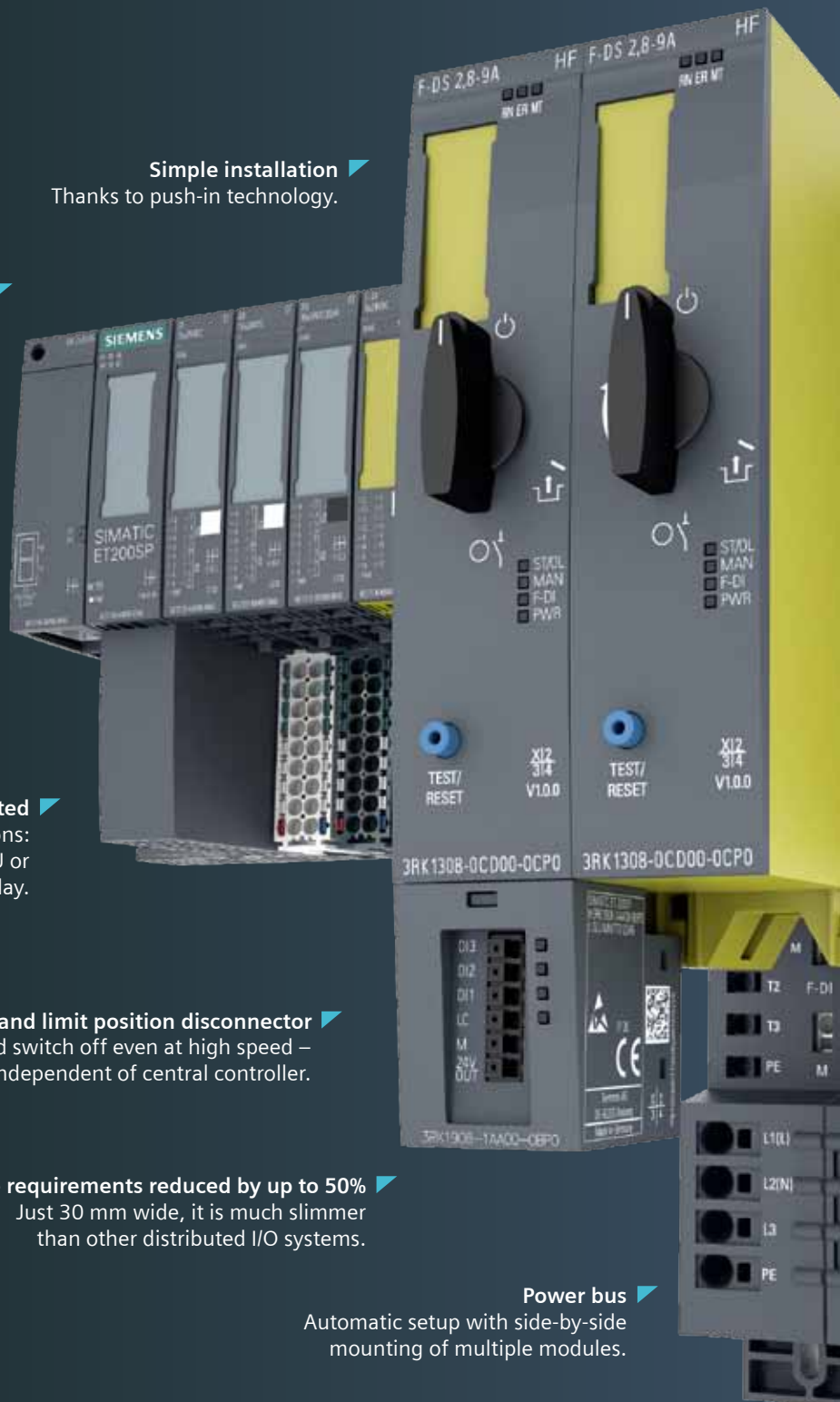
Space requirements reduced by up to 50% ▶
Just 30 mm wide, it is much slimmer
than other distributed I/O systems.

Power bus ▶
Automatic setup with side-by-side
mounting of multiple modules.

ET 200SP- Motor starters up to 5.5 kW

Compact & Intelligent

www.siemens.co.in



Digital soft starters - SIRIUS 3RW30/40/44



3RW30

From 1.5 - 55 kW

- Compact design
- Integrated bypass contact system
- Soft start
- Innovative 2-phase "Polarity Balancing" operation



3RW40

From 5.5 - 250 kW

- Soft start, soft stop, adjustable current limit.
- Integrated bypass contact system
- Integrated microprocessor based overload relay with adjustable trip class 10/15/20.
- Intrinsic device protection to protect against thermal overloading of thyristors.
- Integrated state and fault monitoring
- Innovative 2-phase "Polarity Balancing" operation



3RW44

From 22 - 1200 kW

- Coated Circuit board for better withstanding in harsh environments
- Torque control, Adjustable current limiting
- Graphical display (LCD) with background illumination
- Optional communication modules (PROFINET/PROFIBUS DP)
- Programmable 4 inputs and 3 outputs.
- Integrated motor overload protection with adjustable trip class 5/10/15/20/30 and device self-protection
- Integrated bypass contact system
- Integrated state and fault monitoring
- Standard circuit (in-line) and inside-the-delta circuit
- Creep speed / inching mode / brake function

3RW30: for standard applications

Rated operating voltage U _e , In line circuit V AC	Motor rating at 415V, 40°C, normal starting, in line circuit kW	Rated operating current I _e (AC-53a) A (40°C/50°C/60°C)	Type	Unit LP ₹	Std. pkg. (nos)
200-480	1.5	3.6/3.3/3	3RW3013-1BB\$4	11205.-	1
200-480	3	6.5/6/5.5	3RW3014-1BB\$4	13000.-	1
200-480	4	9/8/7	3RW3016-1BB\$4	14900.-	1
200-480	5.5	12.5/12/11	3RW3017-1BB\$4	17650.-	1
200-480	7.5	17.6/17/14	3RW3018-1BB\$4	21245.-	1
200-480	11	25.3/23/21	3RW3026-1BB\$4	23465.-	1
200-480	15	32.2/29/26	3RW3027-1BB\$4	30650.-	1
200-480	18.5	38/34/31	3RW3028-1BB\$4	38265.-	1
200-480	22	45/42/39	3RW3036-1BB\$4	41640.-	1
200-480	30	65/58/53	3RW3037-1BB\$4	56645.-	1
200-480	37	72/62.1/60	3RW3038-1BB\$4	69750.-	1
200-480	45	80/73/66	3RW3046-1BB\$4	78205.-	1
200-480	55	106/98/90	3RW3047-1BB\$4	86660.-	1

\$ Order No. supplement for rated control supply voltage U_s

• 24 V AC/DC 0

• 110 ... 230 V AC/DC

1

3RW40: for standard applications

Rated operating voltage U _e , In line circuit V AC	Motor rating at 415V, 40°C, normal starting, in line circuit kW	Rated operating current I _e (AC-53a) A (40°C/50°C/60°C)	Type	Unit LP ₹	Std. pkg. (nos)
200...480	5.5	12.5 / 11 / 10	3RW4024-1BB\$4	30270.-	1
200...480	11	25 / 23 / 21	3RW4026-1BB\$4	37400.-	1
200...480	15	32 / 29 / 26	3RW4027-1BB\$4	46325.-	1
200...480	18.5	38 / 34 / 31	3RW4028-1BB\$4	57010.-	1
200...480	22	45 / 42 / 39	3RW4036-1BB\$4	64635.-	1
200...480	30	63 / 58 / 53	3RW4037-1BB\$4	76340.-	1
200...480	37	72 / 62 / 60	3RW4038-1BB\$4	86515.-	1
200...480	45	80 / 73 / 66	3RW4046-1BB\$4	97545.-	1
200...480	55	106 / 98 / 90	3RW4047-1BB\$4	108580.-	1

\$ Control Voltage Code: 0 for 24V AC / DC; 1 for 110...230V AC / DC

For 3RW40 soft starters with thermistor protection in the above range please add ₹ 6800.- to above price and change the 9th digit in the type reference to 'T' from 'B'. (e.g. 3RW4024 1TB04). The 3RW40 soft starter with thermistor protection can be offered with 24 V AC/DC supply voltage only

Rated operating voltage U _e , In line circuit V AC	Motor rating at 415V, 40°C, normal starting, in line circuit kW	Rated operating current I _e (AC-53a) A (40°C/50°C/60°C)	Type	Unit LP ₹	Std. pkg. (nos)
200...460	75	134 / 117 / 100	3RW4055-6BB†4	144195.-	1
200...460	90	162 / 145 / 125	3RW4056-6BB†4	178130.-	1
200...460	132	230 / 205 / 180	3RW4073-6BB†4	203570.-	1
200...460	160	280 / 248 / 215	3RW4074-6BB†4	245990.-	1
200...460	200	356 / 315 / 280	3RW4075-6BB†4	271425.-	1
200...460	250	432 / 385 / 335	3RW4076-6BB†4	296880.-	1

† Control voltage code: 3 for 115V AC, 4 for 230V AC

3RW44: for heavy duty applications

Rated operating voltage U _e , in line circuit V AC	Motor rating at 415V, 40°C, normal starting, (in line circuit) kW	Motor rating at 415V, 40°C, normal starting, (in delta circuit) kW	Rated operating current I _e (AC-53a) A (40°C/50°C/60°C)	Type*	Unit LP ₹	Std. pkg. (nos)
200...460	15	22	29 / 26 / 23	3RW4422-1BC\$4	89610.-	1
200...460	18.5	30	36 / 32 / 29	3RW4423-1BC\$4	105620.-	1
200...460	22	45	47 / 42 / 37	3RW4424-1BC\$4	112020.-	1
200...460	30	55	57 / 51 / 45	3RW4425-1BC\$4	134415.-	1
200...460	37	75	77 / 68 / 59	3RW4426-1BC\$4	160025.-	1
200...460	45	90	98 / 82 / 72	3RW4427-1BC\$4	201620.-	1
200...460	55	110	113 / 100 / 88	3RW4434-6BC\$4	233630.-	1
200...460	75	132	134 / 117 / 100	3RW4435-6BC\$4	256045.-	1
200...460	90	160	162 / 145 / 125	3RW4436-6BC\$4	264290.-	1
200...460	110	200	203 / 180 / 156	3RW4443-6BC\$4	273215.-	1
200...460	132	250	250 / 215 / 185	3RW4444-6BC\$4	296630.-	1
200...460	160	315	313 / 280 / 250	3RW4445-6BC\$4	320040.-	1
200...460	200	355	356 / 315 / 280	3RW4446-6BC\$4	377650.-	1
200...460	250	400	432 / 385 / 335	3RW4447-6BC\$4	429340.-	1
230...460	315	560	551 / 494 / 438	3RW4453-6BC\$4	544075.-	1
230...460	355	630	615 / 551 / 489	3RW4454-6BC\$4	720100.-	1
230...460	400	710	693 / 615 / 551	3RW4455-6BC\$4	812915.-	1
230...460	450	800	780 / 693 / 615	3RW4456-6BC\$4	896125.-	1
230...460	500	900	880 / 780 / 693	3RW4457-6BC\$4	937730.-	1
230...460	560	1000	970 / 850 / 760	3RW4458-6BC\$4	1014540.-	1
230...460	630	1100	1076 / 970 / 880	3RW4465-6BC\$4	1171365.-	1
230...460	710	1200	1214 / 1076 / 970	3RW4466-6BC\$4	1328190.-	1

Accessories for 3RW44

Description	Type	Unit LP ₹	Std. pkg. (nos.)
Software for PC interface	3ZS1320-4CC10-0YA5	6310.-	1
PC cable for PC/PG communication - USB connection	3UF79410AA00-0	10745.-	1
Profibus communication module	3RW49000KC00	21620.-	1
ProfiNET communication module	3RW49000NC00	37290.-	1
External display and operating module	3RW49000AC00	19640.-	1
- Connection cable for external display module (0.5 mtr - flat)	3UF79320AA00-0	1350.-	1
- Connection cable for external display module (1 mtr - round)	3UF79370BA00-0	3385.-	1
- Connection cable for external display module (2.5 mtr - round)	3UF79330BA00-0	3680.-	1

* - For 3RW44 with operating voltage U_e 400...600V AC: Change the last digit of MLFB from "4" to "5" and increase the standard operating voltage list price by 15%.

- For 3RW44 with operating voltage U_e 400...690V AC: Change the last digit of MLFB from "4" to "6" and increase the standard operating voltage list price by 30%.

\$ Control voltage code: 3 for 115V AC, 4 for 230V AC

Note: Commissioning service is available at extra cost.

The Sirius 3RW30/40/44 soft starters are designed for normal starting conditions.

$J_{load} < 10 \times J_{motor}$

In the event of deviating conditions or higher switching frequency, it may be necessary to choose a larger unit.

Siemens recommends use of selection and simulation program Simulation Tool for Soft Starters (STS).


Refer technical specifications for more details.

For more details, please visit: www.siemens.com/softstarter



SIEMENS

Ingenuity for life



Reinventing Soft Starters

SIRIUS 3RW5 soft starters

Digital soft starters - SIRIUS 3RW52/55

SIRIUS 3RW52-Standard Applications From 5.5 - 315kW

- Main Voltage: 200-480V & 200-600V
- Bypass System: Integrated (Hybrid technology)
- Controlled Phases: 3
- Connection Type: Standard & Inside Delta
- Control Voltage: 24V AC/DC & 110-250V AC
- Motor over load protection class: 10A, 10E, 20E
- Analog output: 0-10V & 4-20mA (Optional)
- Communication: Optional
- Protocol: PN-Std, PB, MB-TCP, PN-HF, ETH-IP, MB-RTU
- Operator Panel: Standard and High features HMI (Optional)
- PCB Coating: All PCBs



Rated operating voltage U _e , in line circuit V AC	Motor rating at 415V, 40°C, normal starting, (in line circuit) kW	Motor rating at 415V, 40°C, normal starting, (in delta circuit) kW	Rated operating current I _e (AC-53a) A (40°C/50°C)	Type	Unit LP ₹	Std. pkg. (nos)
200...480	5.5	11	13/11.5	3RW5213-1AC\$4	57800.-	1
200...480	7.5	15	18/15.9	3RW5214-1AC\$4	64220.-	1
200...480	11	18.5	25/22.3	3RW5215-1AC\$4	73850.-	1
200...480	15	22	32/28.4	3RW5216-1AC\$4	78045.-	1
200...480	18.5	30	38/33.5	3RW5217-1AC\$4	91990.-	1
200...480	22	45	47/41.6	3RW5224-1AC\$4	97560.-	1
200...480	30	55	63/55.5	3RW5225-1AC\$4	117080.-	1
200...480	37	75	77/68	3RW5226-1AC\$4	139375.-	1
200...480	45	90	93/82.5	3RW5227-1AC\$4	175600.-	1
200...480	55	110	113/101	3RW5234-6AC\$4	203480.-	1
200...480	75	132	143/128	3RW5235-6AC\$4	222995.-	1
200...480	90	160	171/151	3RW5236-6AC\$4	230185.-	1
200...480	110	200	210/186	3RW5243-6AC\$4	237950.-	1
200...480	132	250	250/220	3RW5244-6AC\$4	258350.-	1
200...480	160	315	315/279	3RW5245-6AC\$4	278735.-	1
200...480	200	355	370/328	3RW5246-6AC\$4	328910.-	1
200...480	250	400	470/416	3RW5247-6AC\$4	373930.-	1
200...480	315	560	570/504	3RW5248-6AC\$4	473850.-	1

* – For 3RW52 with operating voltage U_e 200...600V AC: Change the last digit of MLFB from “4” to “5” and increase the standard operating voltage list price by 15%.
 – For 3RW52 with thermister motor protection Change the 8th digit of MLFB from “A” to “T”

\$ Control voltage code: 0 for 24V AC/DC, 1 for 110---250 V AC

Note: Commissioning service is available at extra cost.

In the event of deviating conditions or higher switching frequency, it may be necessary to choose a larger unit.

Siemens recommends use of selection and simulation program [Simulation Tool for Soft Starters \(STS\)](#).

Refer technical specifications for more details.

For more details, please visit: www.siemens.com/softstarter

Soft Starter selection made handy!

with few clicks on your mobile



3RW55: for heavy duty and high end applications
From 5.5 - 315 kW

- Main Voltage: 200-480V & 200-690V
- Bypass System: Integrated (Hybrid technology)
- Controlled Phases: 3
- Connection Type: Standard & Inside Delta
- Control Voltage: 24V AC/DC & 110-250V AC
- Motor over load protection class: 5/10/15/20/30
- Analog output: 0-10V & 4-20mA (Optional)
- Communication: Optional
- Protocol: PN-Std, PB, MB-TCP, PN-HF, ETH-IP, MB-RTU
- Operator Panel: High features HMI
- PCB Coating: All PCBs
- With unique Autoparameterisation feature



Rated operating voltage U _e , in line circuit V AC	Motor rating at 415V, 40°C, normal starting, (in line circuit) kW	Motor rating at 415V, 40°C, normal starting, (in delta circuit) kW	Rated operating current I _e (AC-53a) A (40°C/50°C)	Type	Unit LP ₹	Std. pkg. (nos)
200...480	5.5	11	13/11.5	3RW5513-1HA\$4	68250.-	1
200...480	7.5	15	18/15.9	3RW5514-1HA\$4	72610.-	1
200...480	11	18.5	25/22.3	3RW5515-1HA\$4	85425.-	1
200...480	15	22	32/28.4	3RW5516-1HA\$4	100495.-	1
200...480	18.5	30	38/33.5	3RW5517-1HA\$4	118450.-	1
200...480	22	45	47/41.6	3RW5524-1HA\$4	125625.-	1
200...480	30	55	63/55.5	3RW5525-1HA\$4	150750.-	1
200...480	37	75	77/68	3RW5526-1HA\$4	179465.-	1
200...480	45	90	93/82.5	3RW5527-1HA\$4	226120.-	1
200...480	55	110	113/101	3RW5534-6HA\$4	262015.-	1
200...480	75	132	143/128	3RW5535-6HA\$4	287150.-	1
200...480	90	160	171/151	3RW5536-6HA\$4	296405.-	1
200...480	110	200	210/186	3RW5543-6HA\$4	306405.-	1
230...480	132	250	250/220	3RW5544-6HA\$4	332670.-	1
230...480	160	315	315/279	3RW5545-6HA\$4	358920.-	1
230...480	200	355	370/328	3RW5546-6HA\$4	423530.-	1
230...480	250	400	470/416	3RW5547-6HA\$4	481505.-	1
230...480	315	560	570/504	3RW5548-6HA\$4	610175.-	1
200...480	355	630	630/561	3RW5552-6HA\$4	upon request	1
200...480	400	710	720/641	3RW5553-6HA\$4		1
200...480	450	800	840/748	3RW5554-6HA\$4		1
200...480	560	1000	1100/979	3RW5556-6HA\$4		1
200...480	710	1200	1280/1139	3RW5558-6HA\$4		1

Accessories for 3RW55/3RW52

Description	Type	Unit LP ₹	Std. pkg. (nos.)
Profibus communication module	3RW5980-0CP00	32860.-	1
ProfiNET communication module	3RW5980-0CS00	36970.-	1
Modbus TCP	3RW5980-0CT00	32860.-	1
External display - Standard HMI	3RW5980-0HS00	11510.-	1
External display - High Featured HMI	3RW5980-0HF00	33245.-	1
- Connection cable for external display module (Door Mounting) (5 mtr - flat)	3RW5980-0HC60	7980.-	1
- Connection cable for external display module (0.1 mtr - flat)	3UF7931-0AA00-0	1030.-	1
- Connection cable for external display module (0.5 mtr - flat)	3UF7932-0BA00-0	3070.-	1
- Connection cable for external display module (1 mtr - round)	3UF7937-0BA00-0	3385.-	1
- Connection cable for external display module (2.5 mtr - round)	3UF7933-0BA00-0	3680.-	1



* - For 3RW55 with operating voltage U_e 200...690V AC: Change the last digit of MLFB from "4" to "6" and increase the standard operating voltage list price by 30%.

\$ Control voltage code: 0 for 24V AC/DC, 1 for 115---250V AC

Note: Commissioning service is available at extra cost.

Siemens recommends use of selection and simulation program Simulation Tool for Soft Starters (STS).

Refer technical specifications for more details.

For more details, please visit: www.siemens.com/softstarter

SIEMENS

Ingenuity for life

Start-up with a small footprint – SIRIUS 3RM1 Motor Starter

Multifunctional with a width of just 22.5mm

www.siemens.co.in


3RM1 Compact Starters – DOL and RDOL

Rated operational voltage Ue	Description	Type	Unit LP ₹
48–500V	DOL, upto 0.12KW	3RM10011AA.4	20035.-
48–500V	DOL, 0.09 to 0.75KW	3RM10021AA.4	20035.-
48–500V	DOL, 0.55 to 3KW	3RM10071AA.4	20035.-
48–500V	RDOL, upto 0.12KW	3RM12011AA.4	21815.-
48–500V	RDOL, 0.09 to 0.75KW	3RM12021AA.4	21815.-
48–500V	RDOL, 0.55 to 3KW	3RM12071AA.4	21815.-

Enter code for coil voltage,50Hz (0 for 24V DC, 1 for AC 110–230V AC; 110V DC

Accessories

Description	Type	Unit LP ₹
3-phase busbar for 2 3RM1	3RM19101AA	upon request
3-phase busbar for 3 3RM1	3RM19101BA	upon request
3-phase busbar for 5 3RM1	3RM19101DA	upon request
CAP for busbar of 3RM1	3RM19106AA	upon request
3-PHASE FEED-IN TERMINAL 3RM1	3RM19201AA	upon request



A man and a woman are standing in a lush green field. The man, on the right, is wearing a white striped kurta and an orange turban, and is holding a wooden-handled tool over his shoulder. The woman, on the left, is wearing a red sari and is smiling. A large pipe is visible in the foreground, with water spraying out of it. The background is a clear blue sky.

SIEMENS

Ingenuity for life

Agriculture Starter complying to latest standards

Automatic Star Delta Starters IEC 60947-4-1:
2012 Compliant

Direct-on-Line Starters ISI Marked-BIS Approved

www.siemens.co.in

Agriculture Starters



DOL

Starter in S. S. housing, incl. birelay with SPP

Motor rating at 415V, 3ph, 50Hz		Type ¹⁾ (DOL)	Relay range A	Unit MRP ₹	Std. pkg. (nos.)
HP	kW				
0.33	0.25	3TW72911A.64	0.63-1	2300.-	1
0.75	0.55	3TW72911A.66	1-1.6		1
1	0.75	3TW72911A.68	1.6-2.5		1
1.5	1.1	3TW72911A.69	2-3.2		1
2	1.5	3TW72911A.71	3.2-5		1
3	2.2	3TW72911A.72	4-6.3		1
5	3.7	3TW72911A.74	6.3-10		1
-	-	3TW72911A.75	8-12.5		1
7.5	5.5	3TW72911A.77	10-16		1
10	7.5	3TW72911A.78	12.5-20		2955.-

¹⁾ Enter code for coil voltage, 50Hz (B for 200-400V, W for 415V)

Star Delta

Automatic starter in S.S. housing, incl. birelay with SPP

Motor rating at 415V, 3ph, 50Hz		Type ⁴⁾ (ASD)	Relay range A	Unit MRP ₹	Std. pkg. (nos.)
HP	kW				
10	7.5	3TE72910AW74	6.3-10	9970.-	1
12.5	9.3	3TE72910A.75	8-12.5	10460.-	1
15	11	3TE72910A.77	10-16	10735.-	1
20	15	3TE72910A.78	12.5-20	13675.-	1
25	18.5	3TE72910A.79	16-25	15240.-	1

⁴⁾ Enter code for coil voltage, 50Hz (B for 200-400V, W for 415V)

Industrial Starters

DOL

DOL Starter in S.S.housing (without birelay - to be ordered separately)

Motor rating at 415V, 3ph, 50Hz		Type ²⁾ (DOL)	Birelay (recommended)	Unit LP ₹	Std. pkg. (nos.)
HP	kW				
15	11	3TW7493-2AR0*	3US5200-2C8K (16-25A)	5870.-	1
20	15	3TW7494-2A..	3US5600-2D8K (20-32A)	7215.-	1
25	18.5	3TW7495-2A..	3US5600-2Q8K (25-36A)	8240.-	1
30	22	3TW7496-2A..	3US5800-2F8K (32-50A)	10165.-	1
40	30	3TW7497-2A..	3US5800-2T8K (40-57A)	12960.-	1
50	37	3TW7498-2A..	3US5800-2V8K (57-70A)	16815.-	1
60	45	3TW7499-2A..	3US5800-8Y8K (70-95A)	18815.-	1
75	55	3TW7590-2A..	3US5800-5C8K (85-105A)	23575.-	1

* Only coil voltage of 415V 50Hz available

²⁾ Enter code for coil voltage, 50Hz ("R0" for 415V, "P0" for 230V)

[†] 3TE75 have in-built birelay whereas 3TE74 doesn't have in-built birelay

NEW

Star Delta

Automatic Star delta starter in S.S. housing (without birelay - to be ordered separately)

Motor rating at 415V, 3ph, 50Hz		Type ²⁾ (ASD)	Birelay (recommended)	Unit LP ₹	Std. pkg. (nos.)
HP	kW				
40	22	3TE7493-2A..	3US5600-2C8K (16-25 A)	20900.-	1
53	30	3TE7494-2A..	3US5600-2D8K (20-32 A)	21900.-	1
65	37	3TE7495-2A..	3US5600-2R8K (32-40 A)	30580.-	1
78	45	3TE7496-2A..	3US5800-2F8K (32-50 A)	43385.-	1
96	55	3TE7497-2A..	3US5800-2T8K (40-57 A)	53090.-	1
100	75	3TE7594-2AR0* [†]	3US58 00-8Y8K (70-95A) [†]	75550.-	1
125	90	3TE7595-2AR0* [†]	3US58 00-8Y8K (70-95A) [†]	77780.-	1
150	110	3TE7596-2AR0* [†]	3US58 00-5D8K (95-120A) [†]	78885.-	1
180	132	3TE7597-2AR0* [†]	3US62 20-5B8K (115-180A) [†]	84445.-	1

NEW

Water level controller



Description	Type	Unit MRP ₹	Std. pkg. (nos.)
Water level controller relay	110-240V AC/DC Single tank (suction or filling) or dual tank (suction and filling) monitoring	7UG0885-1JU20	1620.-
Sensor for water level controller relay	Pack of 3 sensor	7UG0985-0YY00	510.-

Spares for starters

Spares for 3TW7 Starters

Description	Type	Unit MRP ₹	Std. pkg. (nos.)
Contactora for 200-400V	3TS3010-0AZ608K	980.-	1
Contactora for 200-400V	3TS3210-0AZ608K	1330.-	1
Contactora for 415V	3TS3010-0AR008K	980.-	1
Contactora for 415V	3TS3210-0AR008K	1165.-	1
Relay	3UW5102-##	1480.-	1
Coil for 200-400V	3TY7403-0AZ6	670.-	10
Coil for 415V	3TY7403-0AR0	665.-	10

The spares shall be used with starters only.

Contact Sales

Code for 3UW51/52 relay range

Relay range	0.63-1	1-1.6	1.6-2.5	2-3.2	3.2-5	4-6.3	6.3-10	8-12.5	10-16	12.5-20	16-25
Code	0J	1A	1C	1D	1F	1G	1J	1K	2A	2B	2C

Starter in S.S.housing (without birelay - to be ordered separately)

Motor rating at 415V, 3ph, 50Hz		Type ²⁾ (DOL)	Birelay (recommended)	Unit LP ₹	Std. pkg. (nos.)
HP	kW				
15	11	3TW0493-2AR0*#	3UA52(16-25A)	6455.-	1
20	15	■ 3TW0494-2A..	3UA55 (20-32A)	7935.-	1
25	18.5	■ 3TW0495-2A..	3UA55 (25-36A)	9065.-	1
30	22	■ 3TW0496-2A..	3UA58 (32-50A)	11180.-	1
40	30	3TW0497-2A..	3UA58 (40-57A)	14255.-	1
50	37	3TW0498-2A..	3UA58 (57-70A)	18495.-	1
75	55	3TW0590-2A..	3UA5830 (85-105A)	25935.-	1

* Only coil voltage of 415V 50Hz available

For selection and LPs of spares for Industrial Starter contact sales

Spares for 3TE7 Starters

Description	Type	Unit MRP ₹	Std. pkg. (nos.)
Contactora for 200-400V	3TS3010-0AZ608K	980.-	1
Contactora for 415V	3TS3010-0AR008K	980.-	1
Contactora for 200-400V	3TS3210-0AZ608K	1330.-	1
Contactora for 415V	3TS3210-0AR008K	1165.-	1
Contactora for 200-400V	3TS3300-0AZ608K	1680.-	1
Contactora for 415V	3TS3300-0AR008K	1515.-	1
Relay	3UW5102-##	1480.-	1
Relay	3UW5202##	1660.-	1
Coil for 200-400V	3TY7403-0AZ6	670.-	10
Coil for 415V	3TY7403-0AR0	665.-	10

Automatic starter in S.S. housing (without birelay)


Motor rating at 415V, 3ph, 50Hz		Type ²⁾ (ASD)	Unit LP ₹	Std. pkg. (nos.)
HP	kW			
30	22	3TE0494-2A...	24090.-	1
40	30	3TE0494-2A...	24090.-	1
50	37	3TE0495-2A...	33640.-	1
60	45	3TE0496-2A...	47725.-	1
75	55	3TE0497-2A...	58400.-	1
100	75	3TE0594-2AR0*†	83105.-	1
125	90	3TE0595-2AR0*†	85560.-	1
150	110	3TE0596-2AR0*†	86775.-	1
180	132	3TE0597-2AR0*†	92890.-	1

*† Have in-built relay

²⁾ Enter code for coil voltage, 50Hz ("R0" for 415V, "P0" for 230V)

Please order in multiples of standard packing.

Innovation Continues with range of communication capable Motor Starters!



M200D



Electronic timers - 3RP



Function	Time range	Input voltage		Type	Unit LP ₹	Std. pkg (nos.)
		AC (50/60Hz)	DC			
On-delay with 1C/O contacts	0.5 – 10 sec	24/100-127 24/200-240	24 24	■ 3RP1511-1AQ308K ■ 3RP1511-1AP308K	2130.-	1 1
	5 – 100 sec	24/100-127 24/200-240	24 24	■ 3RP1513-1AQ308K ■ 3RP1513-1AP308K	2140.-	1 1
	0.05 sec to 100 Hrs. (15 time setting ranges)	24/100-127 24/200-240	24 24	■ 3RP1525-1AQ308K ■ 3RP1525-1AP308K	3135.-	1 1
		24 to 240	24 to 240	■ 3RP1525-1BW308K#	4230.-	1
Off-delay with 1C/O contacts	0.5 – 10 sec	24/100-127 24/200-240	24 24	■ 3RP1531-1AQ308K ■ 3RP1531-1AP308K	2825.-	1 1
	5 – 100 sec	24/100-127 24/200-240	24 24	■ 3RP1533-1AQ308K ■ 3RP1533-1AP308K	2870.-	1 1
Multi-function with 1C/O contacts	0.05 sec to 100 Hrs. (15 time setting ranges)	24 - 240	24 - 240	■ 3RP1505-1AW308K	4360.-	1
	Label set - 8 functions (On delay, Off delay, On+Off delay, flashing, pulse make contact, pulse break contact, pulse shaping and additive ON delay)			3RP1901-0A8K*	870.- ⁵	1 pack
Star-Delta 1NO inst & 1NO delayed	1 – 20 sec	200-240 / 380-440V AC		3RP1574-1NM208K	2155.-	1
	3 – 60 sec	24/100-127	24	■ 3RP1576-1NQ308K	2190.-	1
		24/200-240	24	■ 3RP1576-1NP308K	2190.-	1
			200-240/380-440V AC		■ 3RP1576-1NM208K	2245.-
		230-400V AC		■ 3RP1576-1NP208K	2245.-	1
Push-in lug (for mounting 3RP timer with screws)				3RP19038K (1 pack = 10 pcs)	180.- ⁵	1 pack

with 2C/O contacts \$ Price per pack * 1 pack consists of 1 label set

3RR2 Current monitoring relays

The relays can be installed as a stand-alone unit using the suitable terminal bracket.



Screw Terminals

Size of relay / contactor	Set current value of the inverse-time delayed overload release A	Supply voltage	Type*	Unit LP ₹	Std. pkg. (nos.)
Basic Version					
S00	1.6...16	24V AC/DC	3RR2141-1AA30	11020.-	1
	1.6...16	24...240V AC/DC	3RR2141-1AW30	12260.-	1
S0	4 ... 40	24V AC/DC	3RR2142-1AA30	13925.-	1
	4 ... 40	24...240V AC/DC	3RR2142-1AW30	15085.-	1

Size of relay / contactor	Set current value of the inverse-time delayed overload release A	Supply voltage	Type*	Unit LP ₹	Std. pkg. (nos.)
Standard Version					
S00	1.6...16	24V AC/DC	3RR2241-1FA30	22480.-	1
	1.6...16	24...240V AC/DC	3RR2241-1FW30	24525.-	1
S0	4 ... 40	24V AC/DC	3RR2242-1FA30	26580.-	1
	4 ... 40	24...240V AC/DC	3RR2242-1FW30	28630.-	1

For ordering terminal bracket for stand alone installation please refer page no. 43

*For ordering current monitoring relay 3RR with spring type terminals, please replace 8th digit from '1' to '2'

Line monitoring relays - 3UG

Phase Sequence	Phase Failure	Phase Imbalance	Under Voltage	Over Voltage	Delay times	Display	Contacts	Line Supply Voltage	Type	Unit LP ₹	Std. pkg. (nos.)
Yes	Yes	10%	-	-	-	-	1 CO	160-690V	3UG4512-1AR20	10510.-	1
Yes	Yes	20%	160-690V	-	Off delay 0.1-20 s	-	2 CO	160-690V	3UG4513-1BR20	13805.-	1
Yes	Yes	Yes	160-690V	160-690V	Off delay 0.1-20 s	Yes	2 CO	160-690V	3UG4615-1CR20	19995.-	1

3UG Monitoring Relays for Electrical and Additional Measurements

Hysteresis	Function	Version of Auxiliary Contacts	Control supply voltage Us ¹⁾	Type	Unit LP ₹	Std. pkg. (nos.)
		CO	V AC			
--	Phase Sequence Monitoring 3 Phase	1	360...520	3UG4511-1AP20	10395.-	1
		2		3UG4511-1BP20	11920.-	1
--	Monitoring of phase sequence, phase failure and phase unbalance	2	160...690	3UG4512-1BR20	13295.-	1
Adjustable 1-20V	Digital Monitoring Relay, phase sequence, phase & N conductor failure (90...400 w.r.t. N), overvoltage and undervoltage (Tripping delay 1-20) ²⁾	2 ²⁾	90...400 w.r.t. N	3UG4616-1CR20	23660.-	1
p.f. 0.1 & active current I _{res} 0.1...2.0A	Digital Power factor and active current monitoring (p.f. range 0.1 to 0.99 & active current I _{res} 0.2-10A) ON-delay 0-99s, OFF-delay 0.1-20s)	2	90...690	3UG4641-1CS20	23660.-	1
0.1...150V	Digital Voltage Monitoring Relay range 17 to 275V AC/DC spikedelay 0.1 to 20 sec	1	Self Powered	3UG4633-1AL30	18115.-	1
0.1...300V	Digital Voltage Monitoring Relay range 10...600V AC/DC, Delay 0.1..20sec	1	24...240V AC/DC	3UG4632-1AW30	18985.-	1
--	#Level Monitoring Relay sensitivity 2KΩ to 200KΩ. Tripping delay 0.1...10sec	1	24...240V AC/DC	3UG4501-1AW30	12850.-	1
--	#Wire electrode for Level Monitoring Relay, 500 MM long, with teflon insulation			3UG3207-3A	13295.-	1

1) Absolute limit values

2) 1 CO Contact each and 1 tripping delay time each for U_{min} and U_{max}.

3) LSB: Smallest adjustable value, transformer-dependent, ≤ 1 % of I_{Δn}.

Level monitoring relays must be ordered along with electrodes, for different level controls variety of electrodes are available, for more details refer IC10.

Thermistor motor protection relay - 3RN2

Type of Thermistor	Reset	Contacts	Control Supply voltage	Type	Unit LP ₹	Std. pkg. (nos.)
PTC type A	Auto	1CO	24V-240V AC/DC	3RN2000-1AW30	6380.-	1

Insulation monitoring relay -3UG

Measuring Range U _e kΩ	Function	Rated control supply voltage U _s V	Type	Unit LP ₹	Std. pkg. (nos.)
1-110	Insulation monitors for ungrounded AC networks	24-240 AC/DC	3UG4581-1AW30	28195.-	1
		0 ... 250 AC	3UG4582-1AW30	36110.-	1
1-110	Insulation monitors for ungrounded DC & AC networks	0 ... 400 AC, 0 ... 600 DC ¹⁾	3UG4583-1CW30	51975.-	1
	Voltage reducer modules	Extending the mains voltage range to max. 690 V AC and 1000 V DC	3UG4983-1A	48215.-	1
	Sealable, transparent covers	For 3UG45 81, 3UG45 82	3UG4981-0C	1570.-	1
		For 3UG45 83	3UG4983-0C	1605.-	1

1) With 3UG49 83-1A voltage reducer module suitable also for the insulation monitoring of IT networks up to 690 V AC and 1000 V DC.

Timing and Monitoring Relays



Features and Benefits

- Two sizes for the entire range 17.5mm & 35mm width
- The entire range is suitable for DIN rail mounting
- Variant with digital display
- Auto / Manual reset



for more info scan QR code



Relay	MLFB	Phase failure protection	Imbalance protection	Phase reversal protection	Under voltage protection	Over voltage protection	Under freq protection	Over freq protection	Other parameters
Line monitoring relay	7UG0 712	✓	✓	✓					
	7UG0 818	✓	✓	✓	✓	✓	✓	✓	
Voltage Monitoring relay	7UG0 753	✓		✓	✓	✓			
Current Monitoring relay	7UG0 82	✓	✓						Under-current and over-current protection
	7UG0 83	✓	✓						Under-current and over-current protection
Earth leakage relay	7UG0 84								Earth leakage protection
Earth fault monitoring relay	7UG0 86								Earth fault protection
Temperature controller (TC)	7UG0 48								Monitors temperature, input sensor TC/RTD
Water level controller relay	7UG08 85								Monitors and controls liquid level (conductive)
Thermistor protection relay	7UG08 81								Sensor input: Positive coefficient thermistor (PTC)
Speed monitoring relay	7UG05 83								Over/under speed protection

7UG0 monitoring relays

Description		Type	Unit LP ₹	Std. pkg. (nos.)	
Line monitoring relay	Self powered	3Ph-3W	7UG0712-1AA20	1170.-	1
	Self powered	3Ph-3W, 3Ph-4W	7UG0818-1CA20	2635.-	1
Voltage Monitoring relay	Self powered	3Ph-3W	7UG0753-1AA20	2000.-	1
Current Monitoring relay	110 V AC	1Ph-2W	7UG0821-1AB20	3400.-	1
	230 V AC	1Ph-2W	7UG0822-1AD20	3240.-	1
	110 V AC	1Ph-2W, 3Ph-3W, 3Ph-4W	7UG0831-1AB20	4140.-	1
	230 V AC	1Ph-2W, 3Ph-3W, 3Ph-4W	7UG0832-1AD20	3940.-	1
Earth leakage relay	110 V AC	1Ph-2W, 3Ph-3W, 3Ph-4W	7UG0841-1CB20	4290.-	1
	230 V AC	1Ph-2W, 3Ph-3W, 3Ph-4W	7UG0842-1CD20	4335.-	1
CBCT for ELR		35mm	7UG09-96	1580.-	1
		70mm	7UG09-97	1800.-	1
		120mm	7UG09-99	3035.-	1
		210mm	7UG0 994*	5210.-	1
		310mm	7UG0 995*	8100.-	1
Earth Fault monitoring relay	1 Ph-2W, 3Ph-3W, 3Ph-4W		7UG0861-1BU20	4435.-	1
CBCT for EFR: 160 frame	Core Balance CT 160 frame, 3P		7UG09910	1560.-	1
	Core Balance CT 160 frame, 4P		7UG09911	1775.-	1
CBCT for EFR: 250 frame	Core Balance CT 250 frame, 3P		7UG09912	1885.-	1
	Core Balance CT 250 frame, 4P		7UG09913	2220.-	1
CBCT for EFR: 630 frame	Core Balance CT 630 frame, 3P		7UG09914	2775.-	1
	Core Balance CT 630 frame, 4P		7UG09915	3000.-	1
Automatic Power factor correction relay (APFC relay)	8 Stage with LCD display		7UG0571-1FT20	15500.-	1
	12 Stage with LCD display		7UG0572-1GT20	16600.-	1
	12 stage with LED display		7UG0572-1GT21	10400.-	1
Temperature controlling relay	PID/ON-OFF Control suitable for PTC/RTD inputs CO + SSR output		7UG0 480-1IU20	3310.-	1
Water level controller relay	110-240V AC/DC	Single tank (suction or filling) or dual tank (suction and filling) monitoring	7UG0885-1JU20	refer page no. 64 for prices	1
Sensor for water level controller relay	Pack of 3 sensor		7UG0985-0YY00		1
Thermistor protection relay	110-240V AC/DC		7UG0881-1BU20	1910.-	1
Speed monitoring relay	110-240V AC/DC		7UG0583-1CU20	6005.-	1

7PV0 timers

Description		Type	Unit LP ₹	Std. pkg. (nos.)	
ON delay timer	230V AC		7PV0712-1AD20	1215.-	1
Multifunction timer with digital display	20-240V AC/DC	15 functions	7PV0732-1AV20	2335.-	1
Multifunction timer - analog	20-240V AC / 12--240V DC	10 functions	7PV0723-1AZ20	1590.-	1

Note: * Non RoHS and CE

Plug-in-relay - 7RQ



Features and Benefits

- LED status indicator as a standard feature - allows personnel to see the relay status in dark conditions
- Mechanical indicators - allow personnel to see relay status under normal light or bright conditions
- Easy grip cover - adds to the ease of removing the relay from the socket
- Removable I.D. (identification) label- allows for easy identification
- Wide operating voltage range
- DIN rail / PCB mounting – Quick & Easy Installation




Relay	Standard Features	Control supply voltage* (V)	Type	Unit LP ₹	Std. pkg. (nos.)		
1CO							
	6A 5 pin	• Mechanical Flag • LED indicator • Free wheeling diode	DC	24	7RQ0100-0AC00	230.-	10
				48	7RQ0100-0AD00	315.-	10
				110	7RQ0100-0AE00	445.-	10
		• Mechanical Flag • LED indicator	AC	24	7RQ0100-0AM10	285.-	10
				48	7RQ0100-0AN10	445.-	10
				110	7RQ0100-0AP10	460.-	10
			230	7RQ0100-0AR10	495.-	10	
2CO							
	6A 8 pin	• Mechanical Flag • LED indicator • Free wheeling diode	DC	24	7RQ0100-0BC00	340.-	10
				48	7RQ0100-0BD00	430.-	10
				110	7RQ0100-0BE00	455.-	10
		• Mechanical Flag • LED indicator	AC	24	7RQ0100-0BM10	415.-	10
				48	7RQ0100-0BN10	455.-	10
				110	7RQ0100-0BP10	465.-	10
			230	7RQ0100-0BR10	475.-	10	
2CO							
	10A 8 pin	• LED indicator	DC	24	7RQ0110-0BC00	455.-	10
				48	7RQ0110-0BD00	515.-	10
				110	7RQ0110-0BE00	580.-	10
		• LED indicator	AC	24	7RQ0110-0BM00	525.-	10
				48	7RQ0110-0BN00	590.-	10
				110	7RQ0110-0BP00	580.-	10
			230	7RQ0110-0BR00	640.-	10	
3CO							
	10A 11 pin	• LED indicator	DC	24	7RQ0100-0CC00	555.-	10
				48	7RQ0100-0CD00	590.-	10
				110	7RQ0100-0CE00	685.-	10
		• LED indicator	AC	24	7RQ0100-0CM00	590.-	10
				48	7RQ0100-0CN00	625.-	10
				110	7RQ0100-0CP00	675.-	10
			230	7RQ0100-0CR00	685.-	10	
4CO							
	5A 14 pin	• LED indicator	DC	24	7RQ0100-0DC00	485.-	10
				48	7RQ0100-0DD00	510.-	10
				110	7RQ0100-0DE00	620.-	10
		• LED indicator	AC	24	7RQ0100-0DM00	515.-	10
				48	7RQ0100-0DN00	550.-	10
				110	7RQ0100-0DP00	625.-	10
			230	7RQ0100-0DR00	635.-	10	

* Control supply voltage available upon request: 6V & 12V in AC / DC
115 V AC

Socket	Standard Features	Type	Unit LP ₹	Std. pkg. (nos.)
1CO				
10A 	PCB mounted	7RQ0202-1AX00	75.-	10
	Din rail mounting	7RQ0201-1AX00	140.-	10
2CO				
6A 	PCB mounted	7RQ0202-1BX00	85.-	10
	Din rail mounting	7RQ0201-1BX00	205.-	10
2CO				
10A 	PCB mounted	7RQ0212-1BX00	100.-	10
	Din rail mounting	7RQ0211-1BX00	235.-	10
3CO				
10A 	Din rail mounting	7RQ0201-1CX00	345.-	10
4CO				
7A 	PCB mounted	7RQ0202-1DX00	135.-	10
	Din rail mounting	7RQ0201-1DX00	240.-	10

SIEMENS

Ingenuity for life



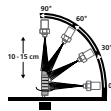
SIRIUS ACT – Performance in Action

- **Modern Design** - Elegant product design and high-quality material – as a distinguishing system design feature
- **Easy to Use** - From configuration to installation, SIRIUS ACT takes the concept of sophistication in simplicity to the next level
- **Extremely Rugged** - Reliable. Especially when things get rough. IP69K is our new standard.
- **Flexible Communication** - Whether standard wiring or direct connection to the controller – SIRIUS ACT offers flexibility via AS-i, IO-Link and Profinet.

www.siemens.com/SIRIUS-Act

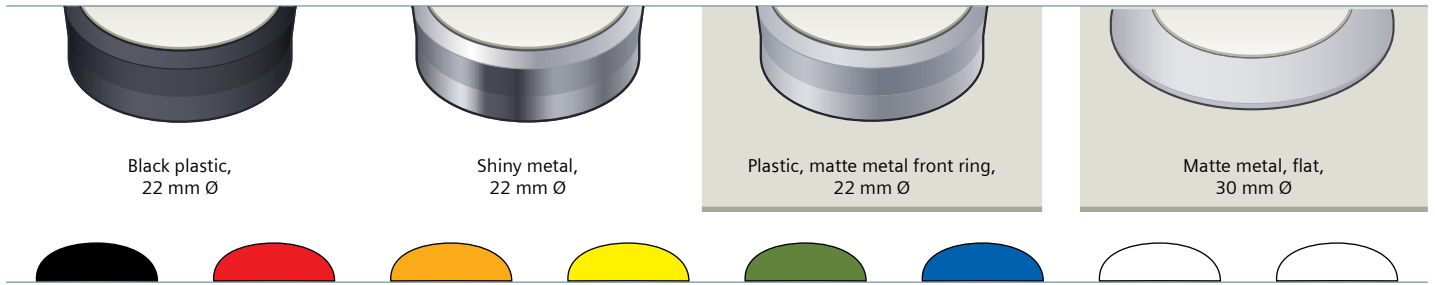
An overview of the variety

Body design lines and button colors



SIRIUS ACT products with standard IP69k.

IP69k is the highest achievable rating and guarantees totally protection against dust, as well as high pressure, high temperature jets of water from multiple directions.



Push buttons

Push button mom. cont./latching	Push button raised	Push button raised front ring	Push button extended stroke	Sensor switch
Stop button	Mushroom push button, mom. contact/latching, pull to unlatch	Twin push button	Mushroom push button, mom. contact/latching	

Emergency stop

Mushroom push button w. mech. position indicator	Mushroom push button, rot. to unl. 30, 40, 60 mm
Mushroom push button, illuminated	Mushroom push button, with lock release key

Selector switches

Rotary knob, 4 positions	Potentiometer	Toggle switch	Selector, short handle	Selector, long handle	Coordinate switch

Key-operated switches

ID key-operated switch	CES, BKS, IKON	O.M.R.	RONIS

Indicators

Indicator light, dual LED	Acoustic signaling device

Accessories

Protective collar	Label holder	PCB holder	Protective cap
Locking device	Sealing plug	Backing plate	

Enclosures

Palm push button	Enclosure 1, 2, 3, 4, 6 command points

New products in the range

A small selection of high demand models

NEW

Description	Plastic			Metal Matte			Metal			Colour
		Type	Unit LP ₹		Type	Unit LP ₹		Type	Unit LP ₹	
Pushbutton, 22 mm, round, flat momentary contact type		3SU1000-0AB_0-0AA0 ↑ Colour	510.-		3SU1030-0AB_0-0AA0 ↑ Colour	590.-		3SU1050-0AB_0-0AA0 ↑ Colour	660.-	1 ● Black 2 ● Red 3 ● Yellow 4 ● Green 5 ● Blue 6 ○ White 7 ○ Clear 8 ○ Gray
Illuminated pushbutton, 22 mm, round, flat momentary contact type		3SU1001-0AB_0-0AA0 ↑ Colour	705.-		3SU1031-0AB_0-0AA0 ↑ Colour	755.-		3SU1051-0AB_0-0AA0 ↑ Colour	800.-	0 ● Amber 2 ● Red 3 ● Yellow 4 ● Green 5 ● Blue 6 ○ White 7 ○ Clear
Selector switch, 2 Position, illuminable, 22 mm, round, plastic, O-I, latching, actuating angle 90°, 10:30h/13:30h		3SU1002-2BF_0-0AA0 ↑ Colour	1100.-		3SU1032-2BF_0-0AA0 ↑ Colour	1165.-		3SU1052-2BF_0-0AA0 ↑ Colour	1225.-	1 ● Black 2 ● Red 3 ● Yellow 4 ● Green 5 ● Blue 6 ○ White
Selector switch, 3 position, illuminable, 22 mm, round switch positions I-O-II, latching, actuating angle 2x45°, 10:30h/12h/13:30h		3SU1002-2BL_0-0AA0 ↑ Colour	1100.-		3SU1032-2BL_0-0AA0 ↑ Colour	1165.-		3SU1052-2BL_0-0AA0 ↑ Colour	1225.-	1 ● Black 2 ● Red 3 ● Yellow 4 ● Green 5 ● Blue 6 ○ White
RONIS key-operated switch, 2 switch positions O-I, latching, actuating angle 90°		3SU1000-4BF01-0AA0	2695.-		3SU1030-4BF01-0AA0	2795.-		3SU1050-4BF01-0AA0	2925.-	
RONIS key-operated switch, 3 switch positions I-O-II, latching, actuating angle 2x45°		3SU1000-4BL01-0AA0	2845.-		3SU1030-4BL01-0AA0	2970.-		3SU1050-4BL01-0AA0	3085.-	
EMERGENCY STOP mushroom pushbutton, 22 mm, round, red, 40 mm, positive latching, rotate-to-unlatch		3SU1000-1HB20-0AA0	2145.-					3SU1050-1HB20-0AA0	2355.-	
EMERGENCY STOP mushroom pushbutton, illuminable, 22 mm, round, red, 40 mm, positive latching, rotate-to-unlatch		3SU1001-1HB20-0AA0	2245.-					3SU1051-1HB20-0AA0	2615.-	
Twin pushbutton, 22 mm, round, green: I, red: O, pushbuttons, flat and raised		3SU1000-3BB42-0AK0	1145.-		3SU1030-3BB42-0AK0	1265.-		3SU1050-3BB42-0AK0	1390.-	
Indicator lights, 22 mm, round, lens, smooth		3SU1001-6AA_0-0AA0 ↑ Colour	415.-					3SU1051-6AA_0-0AA0 ↑ Colour	480.-	0 ● Amber 2 ● Red 3 ● Yellow 4 ● Green 5 ● Blue 6 ○ White 7 ○ Clear
⊕ (Description)		Type	Unit LP ₹					Type	Unit LP ₹	
Holder Holder needs to be selected along with individual Actuating and Signaling Elements		3SU1500-0AA10-0AA0*	205.-					3SU1550-0AA10-0AA0*	225.-	

Description	Type	Unit LP ₹
1NO	3SU1400-1AA10-1BA0*	515.-
1NC	3SU1400-1AA10-1CA0*	515.-
1NO+1NC	3SU1400-1AA10-1FA0	860.-
2NO	3SU1400-1AA10-1DA0	1185.-
2NC	3SU1400-1AA10-1EA0	1185.-

Description	Type	Unit LP ₹	Colour
24V AC/DC	3SU1401-1BB_0-1AA0 *	800.-	0 ● Amber
110V AC	3SU1401-1BC_0-1AA0	1420.-	2 ● Red
230V AC	3SU1401-1BF_0-1AA0	1420.-	3 ● Yellow
6 ... 24 V AC/DC	3SU1401-1BG_0-1AA0	965.-	4 ● Green
24 ... 240V AC/DC	3SU1401-1BH_0-1AA0 ↑ Colour	1715.-	5 ● Blue
			○ White

* MOQ - 5














SIRIUS ACT
 Innovative Technology...
 Simple Installations...

NEW

SIRIUS ACT with PROFINET

SIRIUS ACT with PROFINET connects pushbuttons and indicator lights directly via PROFINET to the controller and HMI devices – including with safety functions

Description		Type	Unit LP ₹				
Push Button and Signaling Devices							
Multiple version available		3SU10_ _ - _ _ _ - _ _ _ _	Refer Pg 72				
Holder Holder needs to be selected along with individual Actuating and Signaling Elements	Plastic	3SU1500-0AA10-0AA0	205.-				
	Metal	3SU1550-0AA10-0AA0	225.-				
Profinet Interface Modules							
Standard IM, 24 V DC 1 ... 20 terminal modules can be connected		3SU1400-1LK10-1AA1	24470.-				
		Fail Safe IM F, 24 V DC 1 ... 20 terminal modules can be connected	3SU1400-1LL10-1BA1	38230.-			
Profinet Terminal Modules							
				2 Contacts	2 Contacts with LED	LED	Colour
With 2 contacts		3SU1400-1MA10-1BA1	3905.-				0  Amber
With 2 contacts and integrated LED	3SU1401-1MC_0-1CA1 ↑ Colour	4080.-	2  Red				
			3  Yellow				
With integrated LED	3SU1401-1ME_0-1DA1 ↑ Colour	3775.-	4  Green				
			5  Blue				
			6  White				
Accessories							
Flat Ribbon Cable, 7-core		3SU1900-0KQ80-0AA0	505.-				

Modern Access Management

ID Key Operated Switches - Groups of employees or individuals can be authenticated by means of the ID key-operated switch. Color-coded keys for easy distinction between users.

Description		Type	Unit LP ₹
ID Key operated switches			
ID key-operated switches Number of switching positions: 4 Switch position for key removal: Key removal possible in all 4 positions	Plastic, black	3SU1000-4WS10-0AA0	5785.-
	Plastic with metal front ring, matte	3SU1030-4WS10-0AA0	5960.-
Holder Holder needs to be selected along with individual Actuating and Signaling Elements	Plastic	3SU1500-0AA10-0AA0	205.-

Description		Type	Unit LP ₹
Electronic Modules			
Electronic modules for ID key-operated switches		3SU1400-1GC10-1AA0	16720.-
ID Keys			
Green: ID Group 1		3SU1900-0FV40-0AA0	995.-
Yellow: ID Group 2		3SU1900-0FW30-0AA0	
Red: ID Group 3		3SU1900-0FX20-0AA0	
Blue: ID Group 4		3SU1900-0FY50-0AA0	

SIEMENS

Ingenuity for life



Industrial Controls

8WN Signaling Columns

8WN - 70mm Modular unit IP 65

Continuous light

Type	Color	Voltage	Unit LP* ₹	Std. pkg. (nos.)
8WN4420-5AB00	Red	24 V AC/DC	2300.-	1
8WN4420-5AC00	Green			1
8WN4420-5AD00	Yellow			1
8WN4420-5AE00	White			1
8WN4420-5AF00	Blue			1
8WN4440-5AB00	Red	110 V AC/DC	2125.-	1
8WN4440-5AC00	Green			1
8WN4440-5AD00	Yellow			1
8WN4440-5AE00	White			1
8WN4440-5AF00	Blue			1
8WN4450-5AB00	Red	220 V AC	2125.-	1
8WN4450-5AC00	Green			1
8WN4450-5AD00	Yellow			1
8WN4450-5AE00	White			1
8WN4450-5AF00	Blue			1

Blinking light

Type	Color	Voltage	Unit LP* ₹	Std. pkg. (nos.)
8WN4420-5BB00	Red	24 V AC/DC	2495.-	1
8WN4420-5BC00	Green			1
8WN4420-5BD00	Yellow			1
8WN4420-5BE00	White			1
8WN4420-5BF00	Blue			1
8WN4440-5BB00	Red	110 V AC/DC	2495.-	1
8WN4440-5BC00	Green			1
8WN4440-5BD00	Yellow			1
8WN4440-5BE00	White			1
8WN4440-5BF00	Blue			1
8WN4450-5BB00	Red	220 V AC	2495.-	1
8WN4450-5BC00	Green			1
8WN4450-5BD00	Yellow			1
8WN4450-5BE00	White			1
8WN4450-5BF00	Blue			1

Accessories for 70mm LED modular unit

Type	Description	Unit LP* ₹	Std. pkg. (nos.)
8WN4408-0AF00	Connection components, Screw terminals	710.-	1
8WN4408-0AG00	Caps for light elements	70.-	1
8WN4408-0DH00	Feet with pipes, single; Length 60mm	120.-	1
8WN4408-0DJ00	Feet with pipes, single; Length 80mm	150.-	1
8WN4408-0DA00	Feet with pipes, single; Length 110mm	160.-	1
8WN4408-0CC00	Brackets for side mounting, use together with foot with pipe	150.-	1

Type	Description	Unit LP* ₹	Std. pkg. (nos.)
8WN4408-0CF00	Brackets for side mounting,	560.-	1
8WN4408-0CG00	Fold-out support	270.-	1
8WN4420-0GA00	24 V AC/DC, continuous buzzer	1660.-	1
8WN4420-0HA00	24 V AC/DC, discontinuous buzzer	1940.-	1
8WN4440-0GA00	110 V AC/DC, continuous buzzer	1660.-	1
8WN4440-0HA00	110 V AC/DC, discontinuous buzzer	1940.-	1
8WN4450-0GA00	220 V AC, continuous buzzer	1660.-	1
8WN4450-0HA00	220 V AC, discontinuous buzzer	1940.-	1

8WN - 50mm Preassembled unit IP 20

Continuous light without buzzer

Type	Color	Voltage	Unit LP* ₹	Std. pkg. (nos.)
8WN2221-6AB00	R	24V AC/DC	2125.-	1
8WN2222-6AG00	R, G		3060.-	1
8WN2223-6AJ00	R,Y,G		3975.-	1
8WN2241-6AB00	R	110 V AC/DC	2125.-	1
8WN2242-6AG00	R, G		3060.-	1
8WN2243-6AJ00	R,Y,G		3975.-	1
8WN2251-6AB00	R	220 V AC	2125.-	1
8WN2252-6AG00	R, G		3060.-	1
8WN2253-6AJ00	R,Y,G		3975.-	1

Continuous light with continuous buzzer

Type	Color	Voltage	Unit LP* ₹	Std. pkg. (nos.)
8WN2222-6JB00	R	24V AC/DC	2495.-	1
8WN2223-6JG00	R, G		3425.-	1
8WN2224-6JJ00	R,Y,G		4345.-	1
8WN2242-6JB00	R	110 V AC/DC	2495.-	1
8WN2243-6JG00	R, G		3425.-	1
8WN2244-6JJ00	R,Y,G		4345.-	1
8WN2252-6JB00	R	220 V AC	2495.-	1
8WN2253-6JG00	R, G		3425.-	1
8WN2254-6JJ00	R,Y,G		4345.-	1

Blinking light without buzzer

Type	Color	Voltage	Unit LP* ₹	Std. pkg. (nos.)
8WN2221-6BB00	R	24V AC/DC	2495.-	1
8WN2222-6BG00	R, G		3425.-	1
8WN2223-6BJ00	R,Y,G		4345.-	1

Blinking light with continuous buzzer

Type	Color	Voltage	Unit LP* ₹	Std. pkg. (nos.)
8WN2222-6MB00	R	24V AC/DC	2775.-	1
8WN2223-6MG00	R, G		3695.-	1
8WN2224-6MJ00	R,Y,G		4620.-	1

Continuous light with discontinuous buzzer








Type	Color	Voltage	Unit LP* ₹	Std. pkg. (nos.)
8WN2222-6KB00	R	24V AC/DC	2775.-	1
8WN2223-6KG00	R, G		3695.-	1
8WN2224-6KJ00	R,Y,G		4620.-	1
8WN2242-6KB00	R	110 V AC/DC	2775.-	1
8WN2243-6KG00	R, G		3695.-	1
8WN2244-6KJ00	R,Y,G		4620.-	1
8WN2252-6KB00	R	220 V AC	2775.-	1
8WN2253-6KG00	R, G		3695.-	1
8WN2254-6KJ00	R,Y,G		4620.-	1

Blinking light with discontinuous buzzer


Type	Color	Voltage	Unit LP* ₹	Std. pkg. (nos.)
8WN2222-6NB00	R	24V AC/DC	3060.-	1
8WN2223-6NG00	R, G		3975.-	1
8WN2224-6NJ00	R,Y,G		4895.-	1

Indicating Lamps 3SB5

Compact LED indicating lamps

	Voltage	Colour	Type	Unit LP ₹	Std Pkg (nos.)		
	24 V AC/DC 50/60 Hz	Red	■ 3SB5285-6HC01	270.-	10		
		Green	■ 3SB5285-6HE01		10		
		Amber	■ 3SB5285-6HL01		10		
			30V DC ®	Blue	■ 3SB5285-6HF01	680.-	10
				White	■ 3SB5285-6HG01		10
				Yellow	■ 3SB5285-6HD01	270.-	10
				Clear	■ 3SB5285-6HH01		10
Red	■ 3SB5285-6HC13			295.-	10		
Green	■ 3SB5285-6HE13				10		
Amber	■ 3SB5285-6HL13				10		
	110 V AC 50/60 Hz	Blue	■ 3SB5285-6HF13	785.-	10		
		White	■ 3SB5285-6HG13		10		
		Yellow	■ 3SB5285-6HD13	295.-	10		
		Clear	■ 3SB5285-6HH13		10		
		Red	■ 3SB5285-6HC02	270.-	10		
		Green	■ 3SB5285-6HE02		10		
		Amber	■ 3SB5285-6HL02		10		
	110 V DC®	Blue	■ 3SB5285-6HF02	680.-	10		
		White	■ 3SB5285-6HG02		10		
		Yellow	■ 3SB5285-6HD02	270.-	10		
		Clear	■ 3SB5285-6HH02		10		
		Red	■ 3SB5285-6HC04	295.-	10		
		Green	■ 3SB5285-6HE04		10		
		Amber	■ 3SB5285-6HL04		10		
	220/240 V AC 50/60 Hz	Blue	■ 3SB5285-6HF04	775.-	10		
		White	■ 3SB5285-6HG04		10		
		Yellow	■ 3SB5285-6HD04	295.-	10		
		Clear	■ 3SB5285-6HH04		10		
		Red	■ 3SB5285-6HC03	270.-	10		
		Green	■ 3SB5285-6HE03		10		
		Amber	■ 3SB5285-6HL03		10		
	220 V DC®	Blue	■ 3SB5285-6HF03	680.-	10		
		White	■ 3SB5285-6HG03		10		
		Yellow	■ 3SB5285-6HD03	270.-	10		
		Clear	■ 3SB5285-6HH03		10		
		Red	■ 3SB5285-6HC05	295.-	10		
		Green	■ 3SB5285-6HE05		10		
		Amber	■ 3SB5285-6HL05		10		
	220 V DC®	Blue	■ 3SB5285-6HF05	775.-	10		
		White	■ 3SB5285-6HG05		10		
		Yellow	■ 3SB5285-6HD05	295.-	10		
		Clear	■ 3SB5285-6HH05		10		


Wide band compact LED indicating lamps

	Voltage	Colour	Type	Unit LP ₹	Std Pkg (nos.)	
	24 to 240 V AC & 24 to 220 V DC	Red	■ 3SB5235-6HC14	445.-	10	
		Green	■ 3SB5235-6HE14		10	
		Amber	■ 3SB5235-6HL14		10	
		NEW	Blue	■ 3SB5235-6HF14	755.-	10
			White	■ 3SB5235-6HG14	445.-	10
			Yellow	■ 3SB5235-6HD14	585.-	10
			Clear	■ 3SB5235-6HH14		10

Modular Indicating Lamps (with plastic front ring) Lens Assembly

	Colour	Type	Unit LP ₹	Std Pkg (nos.)
	Red	■ 3SB5201-6BC00	90.-	10
	Green	■ 3SB5201-6BE00		10
	Amber	■ 3SB5201-6BL00		10
	Blue	■ 3SB5201-6BF00		10
	White	■ 3SB5201-6BG00		10
	Yellow	■ 3SB5201-6BD00		10
	Clear	■ 3SB5201-6BH00		10

Illumination Module § - (suitable for INTEGRATED LED lamp)

	Voltage	Colour	Type	Unit LP ₹	Std Pkg (nos.)
	24 V AC/DC 50/60 Hz	Red	■ 3SB5400-7CC	225.-	10
		Green	■ 3SB5400-7CE	225.-	10
		Amber	■ 3SB5400-7CL	225.-	10
		Blue	■ 3SB5400-7CF	725.-	10
		White†	■ 3SB5400-7CG	225.-	10
		Yellow	■ 3SB5400-7CD	225.-	10
		110 V AC 50/60 Hz	Red	■ 3SB5400-7EC	225.-
	Green	■ 3SB5400-7EE	225.-	10	
	Amber	■ 3SB5400-7EL	225.-	10	
	Blue	■ 3SB5400-7EF	725.-	10	
	White†	■ 3SB5400-7EG	225.-	10	
	Yellow	■ 3SB5400-7ED	225.-	10	
	110 V DC®	Red	■ 3SB5400-7DC	225.-	10
		Green	■ 3SB5400-7DE	225.-	10
		Amber	■ 3SB5400-7DL	225.-	10
		Blue	■ 3SB5400-7DF	725.-	10
		White†	■ 3SB5400-7DG	225.-	10
		Yellow	■ 3SB5400-7DD	225.-	10
		230 V AC 50/60 Hz	Red	■ 3SB5400-7TC	225.-
	Green		■ 3SB5400-7TE	225.-	10
	Amber		■ 3SB5400-7TL	225.-	10
	Blue		■ 3SB5400-7TF	725.-	10
	White†		■ 3SB5400-7TG	225.-	10
	Yellow		■ 3SB5400-7TD	225.-	10
	220 V DC®		Red	■ 3SB5400-7HC	225.-
		Green	■ 3SB5400-7HE	225.-	10
		Amber	■ 3SB5400-7HL	225.-	10
		Blue	■ 3SB5400-7HF	725.-	10
White†		■ 3SB5400-7HG	225.-	10	
Yellow		■ 3SB5400-7HD	225.-	10	



@ Use of bridge rectified DC source (filtered O/P) recommended
 † Can be used with clear lens.
 § Illumination module can be used with lens assembly, illuminated push buttons & illuminated selector actuators.
 ■ Stock items

Push buttons


Modular Push button actuators (with plastic front ring)

Description	Colour	Type	Unit LP ₹	Std Pkg (nos.)
Opaque actuator (with holder for contact block)				
	Normal	Red ■ 3SB5000-0AC01	80.-	10
		Green ■ 3SB5000-0AE01		
		Blue ■ 3SB5000-0AF01		
		White ■ 3SB5000-0AG01		
		Yellow ■ 3SB5000-0AD01		
	Raised	Black ■ 3SB5000-0AB01	90.-	10
		Red ■ 3SB5000-0LC01		
		Green ■ 3SB5000-0LE01		
		Blue ■ 3SB5000-0LF01		
		White 3SB5000-0LG01		
	Normal	Yellow 3SB5000-0LD01	100.-	10
		Black 3SB5000-0LB01		
		Red ■ 3SB5001-0AC01-0PQ0		
		Green ■ 3SB5001-0AE01-0PQ0		
		Amber 3SB5001-0AL01-0PQ0		
	Raised	Blue 3SB5001-0AF01-0PQ0	105.-	10
		White 3SB5001-0AG01-0PQ0		
		Yellow 3SB5001-0AD01-0PQ0		
		Clear 3SB5001-0AH01-0PQ0		
		Red ■ 3SB5218-0LC01-0PQ0		
		Green ■ 3SB5218-0LE01-0PQ0		
		Amber 3SB5218-0LL01-0PQ0		
		Blue 3SB5218-0LF01-0PQ0		
		White 3SB5218-0LG01-0PQ0		
		Yellow 3SB5218-0LD01-0PQ0		
Clear 3SB5218-0LH01-0PQ0				

Modular Selector Actuators (with plastic front ring)

Description	Colour	Type	Unit LP ₹	Std Pkg (nos.)
2 position opaque selector actuator (with holder for contact block)				
	Maintained	Black ■ 3SB5000-2AB01	265.-	10
		Red ■ 3SB5000-2AC01		
	Momentary	Black 3SB5000-2BB01		
		Red 3SB5000-2BC01		
3 position opaque selector actuator (with holder for contact block)				
	Maintained	Black ■ 3SB5000-2DB01	270.-	10
		Red ■ 3SB5000-2DC01		
	Momentary	Black ■ 3SB5000-2EB01		
		Red ■ 3SB5000-2EC01		
2 position illuminated selector actuator (with holder for contact block)				
	Maintained	Red ■ 3SB5001-2AC01	260.-	10
		Green ■ 3SB5001-2AE01		
		Blue 3SB5001-2AF01		
		Yellow 3SB5001-2AD01		
		Clear 3SB5001-2AH01		
	Momentary	Red ■ 3SB5001-2BC01		
		Green ■ 3SB5001-2BE01		
		Blue 3SB5001-2BF01		
		Yellow 3SB5001-2BD01		
		Clear 3SB5001-2BH01		
3 position illuminated selector actuator (with holder for contact block)				
	Maintained	Red ■ 3SB5001-2DC01	275.-	10
		Green ■ 3SB5001-2DE01		
		Blue 3SB5001-2DF01		
		Yellow 3SB5001-2DD01		
		Clear 3SB5001-2DH01		
		Momentary		
	Green ■ 3SB5001-2EE01			
	Blue 3SB5001-2EF01			
	Yellow 3SB5001-2ED01			
	Clear 3SB5001-2EH01			

Contact Blocks for Push button, Selector & Key Actuators

Description	Configuration	Type	Unit LP ₹	Std Pkg (nos.)
Contact blocks for rear mounting (for panel mounting)				
	1 NO	■ 3SB5400-0B	95.-	10
	1NC	■ 3SB5400-0C		
	1NO + 1 NC	■ 3SB5400-0A	175.-	10
	2 NO	■ 3SB5400-0E		
	2 NC	■ 3SB5400-0F		

Mushroom Actuators (with plastic front ring)



Description	Colour	Type	Unit LP ₹	Std Pkg (nos.)
Mushroom actuator (40 mm ø) (with holder for contact block)				
momentary	Black	3SB5000-1NB01	155.-	10
	Red	■ 3SB5000-1NC01		
push to trip, turn to release	Black	■ 3SB5000-1CB01	185.-	10










Mushroom Actuators (with plastic front ring) for Emergency Stop Specifications



Description	Colour	Type	Unit LP ₹	Std Pkg (nos.)
Mushroom actuator (40 mm ø) push to trip, turn to release with 1NC	Red	■ 3SB5203-0UC01	300.-	10
Mushroom actuator (40 mm ø) push to trip, turn to release	Red	3SB5000-0UC01	215.-	10
Mushroom actuator (40 mm ø) push to trip, key to release	Red	3SB5000-0TC01	1160.-	10

Modular key actuators (with plastic front ring)





Description	Colour	Type	Unit LP ₹	Std Pkg (nos.)
2 position key actuator (with holder for contact block)	Maintained	 ■ 3SB5000-4AC01	415.-	10
		 3SB5000-4AA01		
		 3SB5000-4AB01		
	Momentary	 ■ 3SB5000-4TA01		10
		 3SB5000-4TC01		
3 position key actuator (with holder for contact block)	Maintained	 ■ 3SB5000-4HA01	455.-	10
		 3SB5000-4HC01		
		 3SB5000-4HB01		
	Momentary	 ■ 3SB5000-4JA01		10

* Key removable position

L - Left, R - Right, C - Centre, KL - Key at Left, KR - Key at Right, KC - Key at Centre

Twin Push Button Actuators

Description	Type	Unit LP ₹	Std Pkg (nos.)
Complete actuator with holder for contact block			
	Opaque with 1NO & 1NC	3SB5201-7EC01	330.-
	Illuminated with 1NO & 1NC	3SB5234-7EC01	
Modular actuator with holder for contact block			
	Opaque	3SB5000-7EC01	160.-
	Illuminated	3SB5001-7EC01	

■ Stock items

Push button Stations

No. of control points	Description	Type	Unit LP ₹	Std Pkg (nos.)
Metal enclosure: Aluminum Die Cast				
1	Normal opaque push button - Green with 1NO contact block, "START"	■ 3SB5801-8AA3	1045.-	1
1	Red mushroom momentary actuator, with 1NC contact block, "STOP"	■ 3SB5801-8AN3	1130.-	1
1	Red maintained mushroom actuator, turn to release, with 1NC contact block, "E-STOP"	■ 3SB5801-8AM3	1490.-	1
2	Normal opaque push button - Green with 1NO contact block, "START" + Normal opaque push button - Red with 1NC contact block, "STOP"	■ 3SB5802-8AC3	1295.-	1
2	Normal opaque push button - Green with 1NO contact block, "START" + Red mushroom-maintained with 1NC contact block, "STOP"	■ 3SB5802-8AE3	1650.-	1
3	Normal opaque push button - Green with 1NO contact block, "START" + Normal opaque push button - Red with 1NC contact block, "STOP" + Normal opaque push button - Black with 1NO contact block, "REVERSE"	■ 3SB5803-8AH3	1850.-	1
Pendant mounting: Aluminum Die Cast				
2	Normal opaque push button - Green with 1NO contact block, "START" + Normal opaque push button - Red with 1NC contact block, "STOP"	3SB5822-8AC3	1770.-	1
3	Normal opaque push button - Green with 1NO contact block, "START" + Normal opaque push button - Red with 1NC contact block, "STOP" + Normal opaque push button - Black with 1NO contact block, "REVERSE"	3SB5823-8AH3	2305.-	1
Plastic Enclosure				
1	Normal opaque push button - Green with 1NO contact block, "START"	3SB5801-7AA3	620.-	1
1	Red mushroom momentary actuator, with 1NC contact block, "STOP"	3SB5801-7AN3	620.-	1
1	Red maintained mushroom actuator, turn to release, with 1NC contact block, "E-STOP"	3SB5801-7AM3	670.-	1
2	Normal opaque push button - Green with 1NO contact block, "START" + Normal opaque push button - Red with 1NC contact block, "STOP"	3SB5802-7AC3	720.-	1
2	Normal opaque push button - Green with 1NO contact block, "START" + Red mushroom-maintained with 1NC contact block, "STOP"	3SB5802-7AE3	830.-	1
3	Normal opaque push button - Green with 1NO contact block, "START" + Normal opaque push button - Red with 1NC contact block, "STOP" + Normal opaque push button - Black with 1NO contact block, "REVERSE"	3SB5804-7AG3	920.-	1
Pendant mounting: Plastic				
1	Normal opaque push button - Green with 1NO contact block, "START"	3SB5821-7AA3	1330.-	1
2	Normal opaque push button - Green with 1NO contact block, "START" + Normal opaque push button - Red with 1NC contact block, "STOP"	3SB5822-7AC3	1625.-	1
3	Normal opaque push button - Green with 1NO contact block, "FORWARD" + Normal opaque push button - Red with 1NC contact block, "STOP" + Normal opaque push button - Black with 1NO contact block, "REVERSE"	3SB5823-7AH3	2130.-	1



Accessories for push button stations

Description	Type	Unit LP ₹	Std Pkg (nos.)
Plastic Enclosures			
1 way, Grey	3SB5801-0AC3	450.-	1
2 way, Grey	3SB5802-0AC3	375.-	1
3 way, Grey	3SB5803-0AC3	390.-	1
4 way, Grey	3SB5804-0AC3	860.-	1
6 way, Grey	3SB5806-0AC3	1195.-	1
1 way, Yellow	3SB5801-0AD3	450.-	1
Metal Enclosures			
1 way	3SB5801-4AC3	880.-	1
2 way	3SB5802-4AC3	960.-	1
3 way	3SB5803-4AC3	1340.-	1
Contact Block			
Contact block for base mounting, 1NO	■ 3SB54200B	95.-	10
Contact block for base mounting, 1NC	■ 3SB54200C	95.-	10
Illumination module BA9s lamp holder - Base Connection (For enclosures)			
Lamp Holder with Lamp 110V AC/DC	3SB5420-2PF0	135.-	10
Lamp Holder with Lamp 230V AC	3SB5420-2PL0	135.-	10
Inscription Labels (set of 11 labels)			
Set of 11 labels: Start, Stop, On, OFF, Up, Down, Open, Close Forward, Reverse, Emergency Off	3SB5901-3EA	180.-	10
Blanking plug			
Blanking plug	3SB5912-0BC	45.-	10

Accessories

Description	Type	Unit LP ₹	Std Pkg (nos.)
Inscription plates	START	■ 3SB5901-2EL	10
	STOP	■ 3SB5901-2EK	10
	ON	■ 3SB5901-2EB	10
	OFF	■ 3SB5901-2EC	10
	UP	3SB5901-2ED	10
	DOWN	3SB5901-2EE	10
	FORWARD	3SB5901-2EF	10
	SLOW	3SB5901-2ES	10
	FAST	3SB5901-2ER	10
	REVERSE	3SB5901-2EG	10
	BLANK	3SB5901-2AA	10
	TRIP	3SB5901-2EA	10
Thrust cap for Push Buttons (for actuating middle module)	■ 3SB5902-0AA	25.-	10
Thrust pad for Selector Actuators (for actuating middle module)	■ 3SB5912-0AN	25.-	10
Adaptor plate for replacing 30 mm PB by 22 mm	■ 3SB5921-0AE	25.-	10
E-stop Yellow dia. 75 mm for Mushroom - Blank (Yellow contrast label)	3SB5921-0AB	25.-	10
E-stop Yellow dia. 75mm with "EMERGENCY STOP" printing	3SB5921-0AD	25.-	10
Grip for fixing BA9s lamp	■ 3SB5902-2AD	25.-	10
Protective Cap (IP-67) for	Normal	3SB5902-0AK	40.-
	Raised	3SB5902-0AN	40.-
Metallic holder for front connection actuators (when used outside 3SB508 stations)	3SB5911-1AA	50.-	10

■ Stock items

SIEMENS

Ingenuity for life



SIRIUS 3SE5 Position Switches


Modular design for all applications

Modular design with many standardized components


- Plug-in design and replacement of the actuator heads
- Exchangeable two and three pole contact blocks
- Turnable actuator heads around the axis in increments of 22.5°, with total 16 positions
- Quick-connect technology
- Optional LED Displays
- Communication Capable (AS-i Safe)

Position Switches - 3SE5

Open Type 30mm IP 20



Actuator Type		Contact Arrangement	No. of Contacts	Type	Unit LP ₹	Std. pkg. (nos.)
Open		Snap Action	1NO + 1NC	3SE5250-0CC05 NEW	480.-	10
		Slow Action		3SE5250-0BC05	470.-	10

Open Type 30mm IP 10

Actuator Type		Contact Arrangement	No. of Contacts	Type	Unit LP ₹	Std. pkg. (nos.)
Open		Snap Action	1NO + 2NC	3SE5250-0LC05	780.-	10
		Slow Action	1NO + 2NC	3SE5250-0KC05		10
		Slow action contacts with make before break	1NO + 2NC	3SE5250-0MC05		10
		Slow action	2NO + 1 NC	3SE5250-0PC05		10




Plastic enclosure: Enclosed type modular unit

Basic switch

Width	Basic switch	Contact Arrangement	No. of Contacts	Type	Unit LP ₹	Std. pkg. (nos.)
31mm (IP 65)		Snap Action	1NO + 1NC	3SE5232-0CC05 NEW	540.-	1
		Slow Action	1NO + 1NC	3SE5232-0BC05	545.-	1
		Snap Action	1NO + 2NC	3SE5232-0LC05	820.-	1
		Slow Action	1NO + 2NC	3SE5232-0KC05		1
		Slow-action contacts with make-before-break	1NO + 2NC	3SE5232-0MC05		1
		Slow Action	2NO + 1 NC	3SE5232-0PC05		1
50mm (IP 66/67)		Snap Action	1NO + 1NC	3SE5242-0CC05 NEW	595.-	1
		Slow Action	1NO + 1NC	3SE5242-0BC05	565.-	1
		Snap Action	1NO + 2NC	3SE5242-0LC05	880.-	1
		Slow Action	1NO + 2NC	3SE5242-0KC05		1
		Slow-action contacts with make-before-break	1NO + 2NC	3SE5242-0MC05		1
		Slow Action	2NO + 1 NC	3SE5242-0PC05		1

Metal enclosure: Enclosed type modular unit IP 66/ IP 67

Basic switch

Width	Basic switch	Contact Arrangement	No. of Contacts	Type	Unit LP ₹	Std. pkg. (nos.)
31mm		Snap Action	1NO + 1NC	3SE5212-0CC05 NEW	845.-	1
		Slow Action	1NO + 1NC	3SE5212-0BC05	805.-	1
		Snap Action	1NO + 2NC	3SE5212-0LC05	930.-	1
		Slow Action	1NO + 2NC	3SE5212-0KC05		1
		Slow-action contacts with make-before-break	1NO + 2NC	3SE5212-0MC05	985.-	1
		Slow Action	2NO + 1 NC	3SE5212-0PC05		1
40mm		Snap Action	1NO + 1NC	3SE5112-0CA00 NEW	865.-	1
		Slow Action	1NO + 1NC	3SE5112-0BA00	825.-	1
		Snap Action	1NO + 2NC	3SE5112-0LA00	985.-	1
		Slow Action	1NO + 2NC	3SE5112-0KA00		1
		Slow-action contacts with make-before-break	1NO + 2NC	3SE5112-0MA00	1035.-	1
		Slow Action	2NO + 1 NC	3SE5112-0PA00		1
56mm		Snap Action	1NO + 1NC	3SE5122-0CA00 NEW	900.-	1
		Slow Action	1NO + 1NC	3SE5122-0BA00	855.-	1
		Snap Action	1NO + 2NC	3SE5122-0LA00	1195.-	1
		Slow Action	1NO + 2NC	3SE5122-0KA00		1
		Slow-action contacts with make-before-break	1NO + 2NC	3SE5122-0MA00	1300.-	1
		Slow Action	2NO + 1 NC	3SE5122-0PA00		1

Plastic Roller Actuators heads for plastic 31 mm & 50mm and Metal 31 mm

Actuator Type	Actuators heads	Type	Unit LP ₹	Std. pkg. (nos.)
Roller Plunger		3SE5000-0AD03	210.-	5
Roller lever		3SE5000-0AE10	105.-	5
Angular Roller lever		3SE5000-0AF10	110.-	5
Part turn actuator for twist lever		3SE5000-0AK00	110.-	5
Twist Lever		3SE5000-0AA21#	85.-	5
Twist Lever (Adjustable)		3SE5000-0AA50#	175.-	5
Twist lever 50mm dia (Adjustable)		3SE5000-0AA58#	230.-	5

Metal Roller Actuators heads for plastic 31 mm & 50mm and Metal 31 mm

Actuator Type	Actuators heads	Type	Unit LP ₹	Std. pkg. (nos.)
Roller Plunger		3SE5000-0AD04	230.-	5
Roller lever		3SE5000-0AE11	160.-	5
Part turn actuator for twist lever		3SE5000-0AK00	110.-	5
Twist Lever (Adjustable)		3SE5000-0AA51#	215.-	5
Plain Plunger		3SE5000-0AB01	295.-	5

Plastic Roller Actuators heads for metal 40mm and 56mm

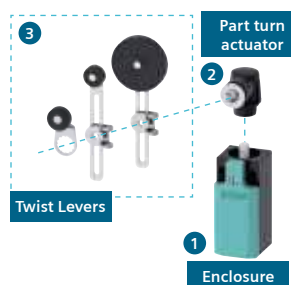
Actuator Type	Actuators heads	Type	Unit LP ₹	Std. pkg. (nos.)
Roller lever		3SE5000-0AE01	150.-	5
Angular Roller lever		3SE5000-0AF01	260.-	5
Part turn actuator for twist lever		3SE5000-0AH00	225.-	5
Twist Lever		3SE5000-0AA01#	105.-	5
Twist Lever (Adjustable)		3SE5000-0AA50#	175.-	5
Fork type		3SE5000-0AT01\$	105.-	5
Mounting Head for Fork Type		3SE5000-0AT10	985.-	5
Twist lever 50mm dia (Adjustable)		3SE5000-0AA58#	230.-	5

Metal Roller Actuators heads for metal 40mm and 56mm

Actuator Type	Actuators heads	Type	Unit LP ₹	Std. pkg. (nos.)
Rounded Plunger		3SE5000-0AC02	190.-	5
Roller Plunger		3SE5000-0AD02	270.-	5
Roller lever		3SE5000-0AE02	190.-	5
Angular Roller lever		3SE5000-0AF02	290.-	5
Part turn actuator for twist lever		3SE5000-0AH00	225.-	5
Twist Lever		3SE5000-0AA02#	120.-	5
Twist Lever (Adjustable)		3SE5000-0AA51#	215.-	5

Notes:

1. The basic switch comes with a Teflon plunger, in case of rounded plunger requirements no need to order actuator separately
2. # Twist levers are to be ordered with part turn actuator to allow fitment on enclosure
3. \$ Fork type actuator shall be ordered with mounting head 3SE5000-0AT10



Spare and Accessories

Actuator Type		Description	Type	Unit LP ₹	Std. pkg. (nos.)
Empty enclosures		Empty enclosures without contact block	3SE5250-0AC05	210.-	10

Spares for Open & enclosed switch

Actuator Type		Contact Arrangement	No. of Contacts	Type	Unit LP ₹	Std. pkg. (nos.)
Contact block		Slow action	1NO + 1NC	3SE5050-0BA00*	425.-	10
		Snap action		3SE5050-0CA00*		10
		Slow action		3SE5000-0BA00		10
		Snap action		3SE5000-0CA00		10
		Slow action	1NO + 2NC	3SE5000-0KA00	545.-	10
		Snap action		3SE5000-0LA00		10
		Slow-action contacts with make-before-break	2NO + 1 NC	3SE5000-0MA00	565.-	10
		Slow action		3SE5000-0PA00		10

Note: 3SE5000-0BA00 can be used only with enclosed type switch

* Suitable for Open execution

Actuator Type		Description	Type	Unit LP ₹	Std. pkg. (nos.)
Cable gland		Molded Plastic Cable Gland, M20X1.5	3SX9926	590.-	5
Protective Cap		Protective Cap. Acc. to EN50047, for protection of rounded plunger	3SE5000-0AC30	35.-	5

Actuator Type		Type	Type	Unit LP ₹	Std. pkg. (nos.)
31MM		Plastic	3SE5232-0AC05	385.-	1
50MM			3SE5242-0AC05	565.-	1
31MM		Metal	3SE5212-0AC05	625.-	1
40MM			3SE5112-0AA00	780.-	1
56MM			3SE5122-0AA00	1035.-	1

SIRIUS Safety switches

www.new.siemens.com

Cable operated switches



Conveyor Belt Application

	Wire length	Metal enclosure with plastic cover		Contacts	Type	Unit LP ₹	Std. pkg. (nos.)
	10m	Without latching	IP 65	1 NO + 1 NC	3SE7120-2DD01	13425.-	1
		With latching and button reset		2 NC	3SE7120-1BF00	17530.-	1
		With latching and button reset, Yellow cover		1 NO + 2 NC	3SE7120-1BH00	26460.-	1
	25m	Without latching	IP 65, with Alignment window	1 NO + 1 NC	3SE7150-2DD00	13425.-	1
		With latching and button reset		1 NO + 1 NC	3SE7150-1BD00	17530.-	1
		With latching and button reset		2 NC	3SE7150-1BF00	17530.-	1
		With latching and button reset, Yellow cover		1 NO + 2 NC	3SE7150-1BH00	19245.-	1
		With latching and key unlatching		1 NO + 1 NC	3SE7150-1CD00	19150.-	1
	25m	Without latching	IP65, with Alignment window, with red 24V DC LED	1 NO + 1 NC	3SE7150-2DD04	23770.-	1
		With latching and button reset		1 NO + 1 NC	3SE7150-1BD04	27790.-	1
		With latching and button reset, Yellow cover		1 NO + 2 NC	3SE7150-1BH04	28990.-	1
	50m	With latching and button reset	IP 65	1 NO + 1 NC	3SE7140-1BD00	40830.-	1
		With latching and button reset	IP 65	2 NC	3SE7140-1BF00	41160.-	1
		With latching and button reset	IP 65, with red 24V DC LED	1 NO + 1 NC	3SE7140-1BD04	51390.-	1
		With latching and key unlatching	IP 65	1 NO + 1 NC	3SE7140-1CD00	49080.-	1
	75m	With latching	IP 67, with EMERGENCY STOP mushroom, with rotate-to-unlatch mechanism	1 NO + 3 NC	3SE7141-1EG10	35140.-	1
	2 X 100	With latching and button reset, With actuation on both sides	IP 65	2 NO + 2 NC	3SE7160-1AE00	43610.-	1
			IP 65	1 NO + 1 NC	3SE7160-1BD00	40870.-	1
			IP 65, with red 24V DC LED	2 NO + 2 NC	3SE7160-1AE04	74015.-	1
	-	Conveyor belt unbalance trackers, With latching and button reset	IP 65	2 NO + 2 NC	3SE7310-1AE00	56350.-	1
			IP 65, with red 24V DC LED	2 NO + 2 NC	3SE7310-1AE04	66265.-	1

Accessories for cable operated switches

	Description	Type	Unit LP ₹	Std. pkg. (nos.)
	Steel wires, with red plastic sheath, diameter 4 sqmm			
	10m	3SE7910-3AA	6040.-	1
	15m	3SE7910-3AB	9065.-	1
	20m	3SE7910-3AC	11975.-	1
	50m	3SE7910-3AH	29930.-	1
	Wire clamps, galvanized white			
	Oval	3SE7941-1AC	1085.-	1
	Single (1 set = 4 units)	3SE7942-1AA	260.-	4
	Simplex (1 set = 4 units)	3SE7943-1AC	380.-	4
	Duplex (1 set = 4 units)	3SE7944-1AC	555.-	4
	Tension springs (zinc-plated) to maintain the counter tension			
	13 N	3SE7931-1AB	1760.-	1
	35 N, for cable-operated switches up to 50 m	3SE7931-1AD	2595.-	1
	> 35 N, for cable-operated switches up to 2 x 75m	3SE7931-1AE	4060.-	1
	Wire rollers for changing the direction of the wire, rotatable	3SE7921-1AC	1415.-	1
	Fixtures for the wire rollers (incl. fixing nuts)	3SE7921-1AA	335.-	1
	Wire eyes for changes in wire direction and improved power transmission at the fixing points (1 set = 4 units)"	3SE7930-1AD	210.-	4
	Eyebolts for fixing the wire, Including M8 nut	3SE7920-1AB	855.-	1
	Eyebolts for fixing the wire, Including M10 nut	3SE7920-1AC	865.-	1
	Turnbuckles for precise adjustment of the pre-tension, M6 x 60	3SE7950-1AB	1285.-	1
	Turnbuckles for precise adjustment of the pre-tension, M6 x 110	3SE7950-1AD	3635.-	1

SIEMENS

Ingenuity for life

Easy, flexible, efficient

Integrated connection of the field level to the control – revolutionized automation applications with AS-i and benefits

www.siemens.com/as-interface

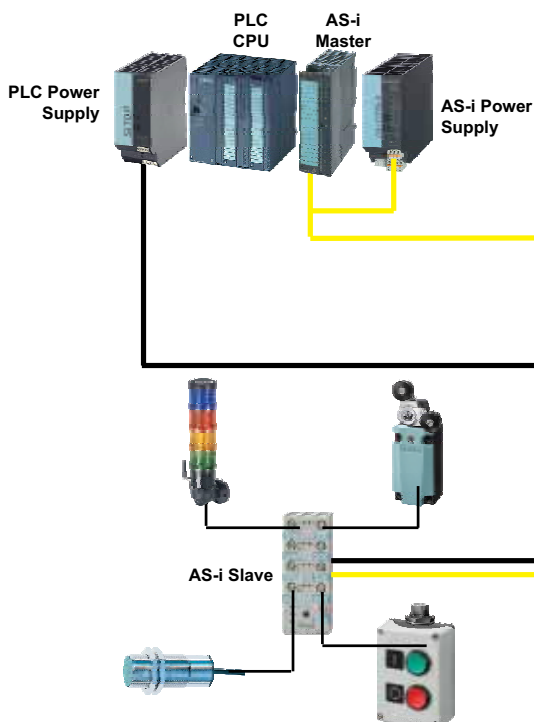
AS-I Masters and Power supplies



I/O Modules



Integrated Solutions



Actuator Sensor interface (AS-i) is a 2 wire simple bus system that connects field devices like limit switches, proximity sensors, valves, etc to a PLC. This eliminates the huge control cabling in your machine/ plant.

AS-i can be used in any machine / process having Sensors (Push buttons, Limit switches, Proximity sensors) Actuators

(Valves, indicating lamps, contactors etc.) across diverse industries.

- Reduction in field wiring
- Less source for errors
- Faster diagnostics
- Increased uptime
- Increased productivity

SIEMENS

Ingenuity for life

SIMOCODE pro: Flexible, open and safe

The made-to-measure motor management system

- Motor protection, monitoring and control in a single system
- Fail-safe disconnection of motors
- Detailed operating, service and diagnostics data
- Open communication via PROFIBUS / PROFINET and OPC UA

www.siemens.co.in

SIMOCODE Pro

Basic Unit

Description	Type
Pro S on Profibus with 110-240VAC/DC control	3UF7020-1AU01-0
Pro S on Profibus with 24VDC control	3UF7020-1AB01-0
Pro V on Profibus with 110-240VAC/DC control	3UF7010-1AU00-0
Pro V on Profibus with 24VDC control	3UF7010-1AB00-0
Pro C on Profibus with 110-240VAC/DC control	3UF7000-1AU00-0
Pro C on Profibus with 24VDC control	3UF7000-1AB00-0
Pro V PN on Profinet with 110-240VAC/DC control	3UF7011-1AU00-0
Pro V PN on Profinet with 24VDC control	3UF7011-1AB00-0
Pro V on Modbus RTU with 110-240VAC/DC control	3UF7012-1AU00-0
Pro V on Modbus RTU with 24VDC control	3UF7012-1AB00-0
Pro V on EtherNet/IP with 110-240VAC/DC control	3UF7013-1AU00-0
Pro V on EtherNet/IP with 24VDC control	3UF7013-1AB00-0

Current Measuring Module

Description	Type
0.3 to 3A	3UF7100-1AA00-0
2.4 to 25A	3UF7101-1AA00-0
10 to 100A	3UF7102-1AA00-0
20 to 200A	3UF7103-1AA00-0
20 to 200A (Busbar Connection)	3UF7103-1BA00-0
63 to 630A (Busbar Connection)	3UF7104-1BA00-0

Current/Voltage Measuring Module (2nd generation)

Description	Type
0.3 to 4A	3UF7110-1AA01-0
3.0 to 40A	3UF7111-1AA01-0
10 to 115A	3UF7112-1AA01-0
20 to 200A	3UF7113-1AA01-0
20 to 200A (Busbar Connection)	3UF7113-1BA01-0
63 to 630A (Busbar Connection)	3UF7114-1BA01-0

Prices available on request

Operator Panel (Optional)

Description	Type
Operator Panel (for Pro S)	3UF7200-1AA01-0
Operator Panel (for Pro C, Pro V)	3UF7200-1AA00-0
Operator Panel with Display (for Pro V)	3UF7210-1AA01-0

Connecting Cable

Description	Type
Side by Side (0.025m flat)	3UF7930-0AA00-0
Length 0.1m (flat)	3UF7931-0AA00-0
Length 0.3m (flat)	3UF7935-0AA00-0
Length 0.5m (flat)	3UF7932-0AA00-0
Length 0.5m (round)	3UF7932-0BA00-0
Length 1m (round)	3UF7937-0BA00-0
Length 2.5m (round)	3UF7933-0BA00-0

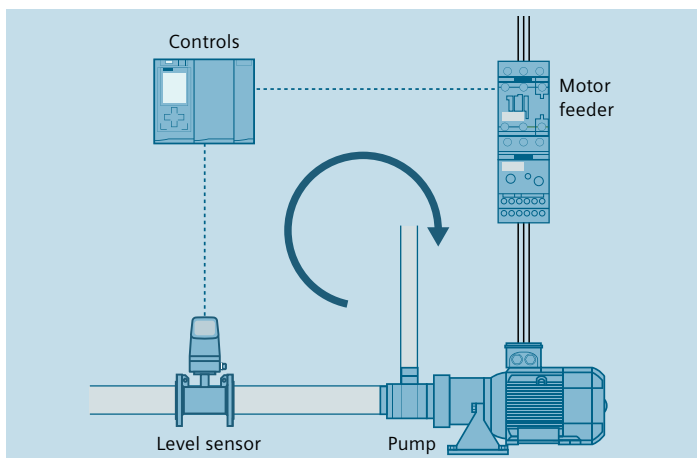
Configuration Software

Description	Type
Upgrade for SIMOCODE ES 2007 Premium	3ZS1322-6CC12-0YE5
SIMOCODE ES V15 (TIA Portal) Premium Package – Floating license	3ZS1322-6CC13-0YA5

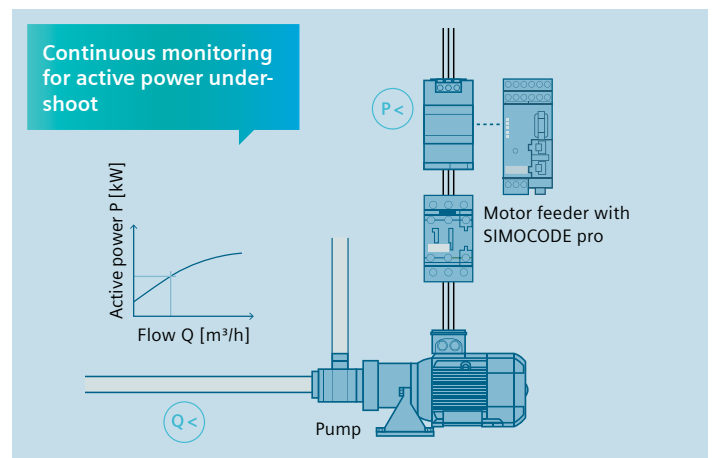
Accessories

Description	Type
PC Cable for PC/PG communication - USB connection	3UF7941-0AA00-0
Memory Module for pro S, pro C & pro V on Profibus	3UF7900-0AA00-0
Memory Module for pro V PN on Profinet	3UF7901-0AA00-0
Addressing Plug for pro S, pro C & pro V on Profibus	3UF7910-0AA00-0
Door Adaptor	3UF7920-0AA00-0
Initialization module for the automatic parameterization of SIMOCODE pro S/pro V	3UF7902-0AA00-0

Your benefits through active power-based dry running protection



Conventional dry running monitoring with a sensor



Active power-based dry running protection

<p>Earlier fault detection</p> <ul style="list-style-type: none"> • Direct conclusions concerning the flow rate can be drawn from the active power consumption of the pump motor • Reliable prevention of dry running of the pump and therefore less damage to the pump 	<p>Cost and time savings</p> <ul style="list-style-type: none"> • No maintenance effort due to the elimination of mechanical wear of the sensors • No additional sensor required 	<p>Reduction of hardware</p> <ul style="list-style-type: none"> • No need for additional sensors and mechanical components • Simplified engineering 	<p>Reliable monitoring of the system</p> <ul style="list-style-type: none"> • Compliance with ATEX and IECEx criteria • Reliable and automatic pump switch-off in the event of inadmissible operating conditions
--	---	--	---

SIEMENS

Ingenuity for life

SIRIUS 3SK1 Safety relays

www.siemens.com/safety-relays

With the SIRIUS 3SK1 safety relays every simple safety application can be optimally implemented, both technically and economically, whether it is EMERGENCY STOP, two-hand operation consoles, light arrays, laser scanners or protection of persons at presses and punching machines.

SIRIUS 3SK1 safety relays comply to the most stringent requirements of IEC 61508 or IEC 62061 (SIL 3) and EN ISO 13849-1 (PL e) and therefore the latest safety standards.

for more details visit us at: siemens.com/safety-relays

Relay enable circuit	Semiconductor enable circuit	Output Contacts				Rated control supply voltage	Unit LP ₹	MOQ
		EC	SC (signaling)	EC (td)	Adjustable Time Delay (td)			
SIRIUS 3SK1 standard basic units								
3SK1111-1AB30		3	1	--	--	24V AC/DC	18455.-	1
3SK1111-1AW20		3	1	--	--	110-240V AC/DC	18455.-	1
	3SK1112-1BB40	2	1	--	--	24V DC	16965.-	1
SIRIUS 3SK1 advanced basic units								
3SK1121-1CB41		2	--	2	0.05...3 Sec	24V DC	28280.-	1
3SK1121-1CB42		2	--	2	0.5...30 Sec	24V DC	28280.-	1
3SK1121-1CB44		2	--	2	5.0...300Sec	24V DC	28280.-	1
	3SK1122-1CB41	2	--	2	0.05...3 Sec	24V DC	16965.-	1
	3SK1122-1CB42	2	--	2	0.5...30 Sec	24V DC	16965.-	1
	3SK1122-1CB44	2	--	2	5.0...300Sec	24V DC	16965.-	1
SIRIUS 3SK1 Output expansion module								
3SK1211-1BB00		4	1			24V AC	16625.-	1
3SK1211-1BB40		4	1			24V DC	16625.-	1
3SK1211-1BW20		4	1			110-240V AC/DC	16625.-	1

Note: EC = enable Circuit(s), SC = signaling circuit(s), td = delayed



SIEMENS

Ingenuity for life



Power Quality Solutions

www.siemens.co.in

SIECAP™ LV Power Capacitors

ND (Normal Duty) - Al Can, MPP resin filled

- High pulse current withstand capability (upto 200.Ir)
- Long life expectancy upto 100000 hrs
- Self healing type
- Inbuilt over pressure disconnecter
- Shock hazard protected SIGUT terminals



Rated voltage V	kvar @ 50 Hz	Type	Unit LP ₹	Std. pkg. (nos.)
440	0.9	4RB2008-3EE50-8K	260.-	1
	1	4RB2010-3EE50-8K	290.-	1
	1.2	4RB2012-3EE50-8K	345.-	1
	1.5	4RB2015-3EE50-8K	425.-	1
	2.1	4RB2021-3EE50-8K	605.-	1
	2.5	4RB2025-3EE50-8K	715.-	1
	3	4RB2030-3EE50-8K	860.-	1
	4.2	4RB2042-3EE50-8K	1200.-	1
	5	4RB2050-3EE50-8K	1430.-	1
	6	4RB2060-3EE50-8K	1510.-	1
	7	4RB2070-3EE50-8K	1760.-	1
	7.5	4RB2075-3EE50-8K	1890.-	1
	8.3	4RB2083-3EE50-8K	2090.-	1
	9	4RB2090-3EE50-8K	2265.-	1
	10	4RB2100-3EE50-8K	2520.-	1
	12.5	4RB2125-3EE50-8K	2720.-	1
	15	4RB2150-3EE50-8K	3260.-	1
	16.7	4RB2167-3EE50-8K	3630.-	1
	20	4RB2200-3EE50-8K	4345.-	1
	20.8	4RB2208-3EE50-8K	4520.-	1
25	4RB2250-3EE50-8K	5440.-	1	
28	4RB2280-3EE50-8K	6085.-	1	
30	4RB2300-3EE50-8K	6525.-	1	

Rated voltage V	kvar @ 50 Hz	Type	Unit LP ₹	Std. pkg. (nos.)
480	1	4RB2010-3EJ50-8K	300.-	1
	1.5	4RB2015-3EJ50-8K	450.-	1
	2	4RB2020-3EJ50-8K	595.-	1
	2.5	4RB2025-3EJ50-8K	740.-	1
	4.2	4RB2042-3EJ50-8K	1250.-	1
	5	4RB2050-3EJ50-8K	1320.-	1
	5.5	4RB2055-3EJ50-8K	1640.-	1
	8.3	4RB2083-3EJ50-8K	2185.-	1
	10.4	4RB2104-3EJ50-8K	2740.-	1
	11.1	4RB2111-3EJ50-8K	2540.-	1
	12.5	4RB2125-3EJ50-8K	2865.-	1
	13.8	4RB2138-3EJ50-8K	3155.-	1
	15	4RB2150-3EJ50-8K	3435.-	1
	16.7	4RB2167-3EJ50-8K	3820.-	1
	20.8	4RB2208-3EJ50-8K	4760.-	1
	25	4RB2250-3EJ50-8K	5720.-	1
	27.7	4RB2277-3EJ50-8K	6340.-	1
	30	4RB2300-3EJ50-8K	6865.-	1

Note: Purchase MOQ for our dealers is in multiples of standard packing, contact Siemens Sales Office for further details

For information upon other kvar ratings at different voltages and frequency please contact Siemens Sales Office



SIECAP™ LV Power Capacitors

SHD (Super Heavy Duty) - Al Can, MPP resin filled

- High pulse current withstand capability (upto 500.Ir)
- Long life expectancy upto 200000 hrs
- Self healing type
- Inbuilt over pressure disconnecter
- Shock hazard protected SIGUT terminals



Rated voltage V	kvar @ 50 Hz	Type	Unit LP ₹	Std. pkg. (nos.)
415	5	4RB1050-3EB50-8K	2000.-	1
	6.3	4RB1063-3EB50-8K	2515.-	1
	7.5	4RB1075-3EB50-8K	2990.-	1
	10.4	4RB1104-3EB50-8K	4150.-	1
	12.5	4RB1125-3EB50-8K	4505.-	1
	15	4RB1150-3EB50-8K	5410.-	1
	20	4RB1200-3EB50-8K	7210.-	1
	25	4RB1250-3EB50-8K	9015.-	1
	28.1	4RB1281-3EB50-8K	10130.-	1
	30	4RB1300-3EB50-8K	10815.-	1
	33	4RB1330-3EB50-8K	11895.-	1
440	1	4RB1010-3EE50-8K	410.-	1
	2	4RB1020-3EE50-8K	825.-	1
	3	4RB1030-3EE50-8K	1235.-	1
	4	4RB1040-3EE50-8K	1650.-	1
	5	4RB1050-3EE50-8K	2060.-	1
	7.5	4RB1075-3EE50-8K	2990.-	1
	10	4RB1100-3EE50-8K	3990.-	1
	10.4	4RB1104-3EE50-8K	4150.-	1
	12.5	4RB1125-3EE50-8K	4505.-	1
	15	4RB1150-3EE50-8K	5410.-	1
	16.7	4RB1167-3EE50-8K	6020.-	1
	20	4RB1200-3EE50-8K	7210.-	1
	25	4RB1250-3EE50-8K	9015.-	1
	28.1	4RB1281-3EE50-8K	10130.-	1
	30	4RB1300-3EE50-8K	10815.-	1
33.1	4RB1331-3EE50-8K	11935.-	1	

Rated voltage V	kvar @ 50 Hz	Type	Unit LP ₹	Std. pkg. (nos.)	
480	5	4RB1050-3EJ50-8K	2060.-	1	
	6.3	4RB1063-3EJ50-8K	2595.-	1	
	8.3	4RB1083-3EJ50-8K	3420.-	1	
	10.4	4RB1104-3EJ50-8K	3885.-	1	
	11	4RB1111-3EJ50-8K	4110.-	1	
	12.5	4RB1125-3EJ50-8K	4665.-	1	
	13.8	4RB1138-3EJ50-8K	5155.-	1	
	15	4RB1150-3EJ50-8K	5605.-	1	
	16.7	4RB1167-3EJ50-8K	6235.-	1	
	18.7	4RB1187-3EJ50-8K	6985.-	1	
	20	4RB1200-3EJ50-8K	7470.-	1	
	22	4RB1220-3EJ50-8K	8215.-	1	
	25	4RB1250-3EJ50-8K	9335.-	1	
	28.1	4RB1281-3EJ50-8K	10490.-	1	
	30	4RB1300-3EJ50-8K	11200.-	1	
	31	4RB1310-3EJ50-8K	11575.-	1	
	33	4RB1330-3EJ50-8K	12325.-	1	
	525	5	4RB1050-3FC50-8K	2125.-	1
		6.3	4RB1063-3FC50-8K	2680.-	1
8.3		4RB1083-3FC50-8K	3530.-	1	
10.4		4RB1104-3FC50-8K	4015.-	1	
12.5		4RB1125-3FC50-8K	4830.-	1	
13.2		4RB1132-3FC50-8K	5100.-	1	
15		4RB1150-3FC50-8K	5795.-	1	
16.7		4RB1167-3FC50-8K	6455.-	1	
20		4RB1200-3FC50-8K	7725.-	1	
25		4RB1250-3FC50-8K	9655.-	1	
26.5		4RB1265-3FC50-8K	10240.-	1	
30		4RB1300-3FC50-8K	11590.-	1	
33.1		4RB1331-3FC50-8K	12785.-	1	
690		5.3	4RB1053-3GK50-8K	2115.-	1
		6.9	4RB1068-3GK50-8K	2755.-	1
		10.4	4RB1104-3GK50-8K	4150.-	1
		12.5	4RB1125-3GK50-8K	4990.-	1
	14.6	4RB1146-3GK50-8K	5830.-	1	
	20	4RB1200-3GK50-8K	7985.-	1	
	25	4RB1250-3GK50-8K	9980.-	1	
	28	4RB1280-3GK50-8K	11175.-	1	

* Purchase MOQ for our dealers is in multiples of standard packing, contact Siemens Sales Office for further details

For information upon other kvar ratings at different voltages and frequency please contact Siemens Sales Office

Harmonics filter

Detuned reactor

Features

- Insulation class H
- High linearity
- Temperature control via micro switch
- Low losses and low noise



Copper Detuned Reactors

Bank size	Detuning factor	Type	Unit LP ₹
5kVAr	5.67%	4KA1220-1AC01-0AA0	10920.-
10kVAr	5.67%	4KA1220-3AC01-0AA0	14165.-
12.5kVAr	5.67%	4KA1220-4AC01-0AA0	16585.-
15kVAr	5.67%	4KA1220-5AC01-0AA0	17920.-
20kVAr	5.67%	4KA1220-6AC01-0AA0	19160.-
25kVAr	5.67%	4KA1220-7AC01-0AA0	20890.-
50kVAr	5.67%	4KA1220-2BC01-0AA0	33865.-
5kVAr	7%	4KA1220-1AA01-0AA0	11125.-
10kVAr	7%	4KA1220-3AA01-0AA0	14595.-
12.5kVAr	7%	4KA1220-4AA01-0AA0	16160.-
15kVAr	7%	4KA1220-5AA01-0AA0	18195.-
20kVAr	7%	4KA1220-6AA01-0AA0	19385.-
25kVAr	7%	4KA1220-7AA01-0AA0	20205.-
50kVAr	7%	4KA1220-2BA01-0AA0	36340.-
75kVAr	7%	4KA1220-3BA03-0AA0	52265.-
100kVAr	7%	4KA1220-4BA03-0AA0	64560.-
5kVAr	14%	4KA1220-1AB01-0AA0	15285.-
10kVAr	14%	4KA1220-3AB01-0AA0	24025.-
12.5kVAr	14%	4KA1220-4AB01-0AA0	26615.-
15kVAr	14%	4KA1220-5AB01-0AA0	29490.-
20kVAr	14%	4KA1220-6AB01-0AA0	34950.-
25kVAr	14%	4KA1220-7AB01-0AA0	38625.-
50kVAr	14%	4KA1220-2BB01-0AA0	62725.-
75kVAr	14%	4KA1220-3BB03-0AA0	90280.-
100kVAr	14%	4KA1220-4BB03-0AA0	125555.-

Aluminium Detuned Reactors

Bank size	Detuning factor	Type	Unit LP ₹
5kVAr	5.67%	4KA1420-1AC01-0AA0	8910.-
10kVAr	5.67%	4KA1420-3AC01-0AA0	10875.-
12.5kVAr	5.67%	4KA1420-4AC01-0AA0	13030.-
15kVAr	5.67%	4KA1420-5AC01-0AA0	14725.-
20kVAr	5.67%	4KA1420-6AC01-0AA0	16070.-
25kVAr	5.67%	4KA1420-7AC01-0AA0	16995.-
50kVAr	5.67%	4KA1420-2BC01-0AA0	29615.-
5kVAr	7%	4KA1420-1AA01-0AA0	9080.-
10kVAr	7%	4KA1420-3AA01-0AA0	11680.-
12.5kVAr	7%	4KA1420-4AA01-0AA0	12925.-
15kVAr	7%	4KA1420-5AA01-0AA0	14560.-
20kVAr	7%	4KA1420-6AA01-0AA0	15510.-
25kVAr	7%	4KA1420-7AA01-0AA0	16170.-
50kVAr	7%	4KA1420-2BA01-0AA0	29075.-
75kVAr	7%	4KA1420-3BA03-0AA0	38745.-
100kVAr	7%	4KA1420-4BA03-0AA0	51650.-
5kVAr	14%	4KA1420-1AB01-0AA0	12360.-
10kVAr	14%	4KA1420-3AB01-0AA0	18075.-
12.5kVAr	14%	4KA1420-4AB01-0AA0	20175.-
15kVAr	14%	4KA1420-5AB01-0AA0	23290.-
20kVAr	14%	4KA1420-6AB01-0AA0	25860.-
25kVAr	14%	4KA1420-7AB01-0AA0	31550.-
50kVAr	14%	4KA1420-2BB01-0AA0	55815.-



3TS Capacitor duty contactors

The 3TS capacitor duty contactor (with **patented** de-latching technology) provides a reliable and economical solution for capacitor switching applications.

Features and Benefits

- **De-latching operating principle**
- SIGUT Termination technique
- Finger touch proof terminals
- Compact Dimensions
- DIN / Screw mounting
- Reliable switching of capacitor banks
- Ease of wiring (can obviate use of lugs)
- Operator Safety
- Space saving
- Flexible mounting



Capacitor kVAr 415V, 3ph, 50Hz	Built-in aux. contacts	Type®	Unit LP ₹	Built-in aux. contacts	Type®	Unit LP ₹	Std. pkg. (nos.)
7 kVAr	1 NO	3TS1110-0A..5-8K†	2090.-				
12.5 kVAr	–	3TS1200-0A..5-8K†	2325.-	1NO+1NC	3TS1211-0A..5-8K	2655.-	1
16 kVAr	–	3TS1300-0A..5-8K†	3195.-	1NO+1NC	3TS1311-0A..5-8K	3525.-	1
20 kVAr	–	3TS1400-0A..5-8K†	3595.-	1NO+1NC	3TS1411-0A..5-8K	3925.-	1
25 kVAr	–	3TS1500-0A..5-8K†	4160.-	1NO+1NC	3TS1511-0A..5-8K	4495.-	1
50 kVAr	2 NO + 2 NC	3TS1722-0A..5-8K	12870.-				

3RT26 Capacitor duty contactor

Capacitor kVAr 415V, 3ph, 50Hz	Coil voltage	Built-in aux. contacts	Type	Unit LP	Std. pkg. (nos.)
75 kVAr	24V, 50HZ	1NO + 1NC	3RT2637-1AB03	20565.-	1
	110V, 50HZ		3RT2637-1AF03		
	230V, 50HZ		3RT2637-1AP03		
100 kVAr	24V, 50HZ	1NO + 1NC	3RT2646-1AB03	25100.-	1
	110V, 50HZ		3RT2646-1AF03		
	230V, 50HZ		3RT2646-1AP03		

Note: refer the product datasheet for rated current and other details

@ AC 50Hz coil code - Please enter coil codes from table below

	For 3TS contactors		
Code	F0	P0	R0
Coil voltage (V)	110	230	415

Auxiliary contact blocks

For contactor	Description	Type	Unit LP ₹	Std. pkg. (nos.)
3TS1110-3TS1500	1NO	■ 3TX4010-2A	170.-	10
	1NC	■ 3TX4001-2A		10

† Facility to add one contact block of 1NO / 1NC

Automatic Power Factor Correction Relay (APFC relay)

Features

- Easy accessibility of parameters
- Universal control supply – optimizing the no of variants
- Automatic/ Linear/ rotational switching modes of banks
- Selectable 1A/5A current input
- LCD version with RS485 Communication MODBUS RTU Protocol
- Confirms to IEC60947-5-1, carry CE and RoHS Compliant



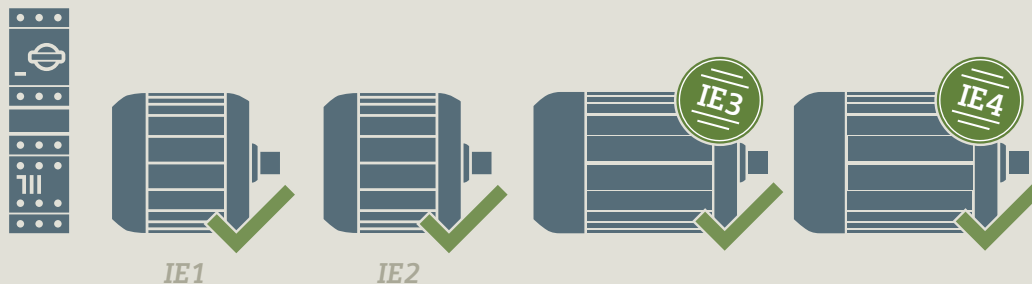
for more info scan QR code



7UG0572-1GT20

Description	Type	Unit LP ₹	Std. pkg. (nos.)	
Automatic Power factor correction relay (APFC relay)	8 Stage with LCD display	7UG0571-1FT20	15500.-	1
	12 Stage with LCD display	7UG0572-1GT20	16600.-	1
	12 stage with LED display	7UG0572-1GT21	10400.-	1

Reliable switching and protection of IE3/IE4 motors at any time



Fuseless selection type 2, Iq = 50kA, IS/IEC:60947-4-1 (Motor starter protector 3RV2 + Contactor 3RT)

Suitable for IE3/IE4

- The selection is valid only for complete Siemens combinations i.e. MPCB + contactor + bi-relay (+timer)
- In case this combination is changed to accommodate another brand/rating of MPCB/MCCB/contactor/BMR, it shall be the responsibility of the person making such a change to assure Type 2 performance.
- Selection is for normal starting conditions (Class 10 Feeder). For heavy starting applications (e.g. ID/FD fans, reciprocating compressor, ball mills etc.), please consult Siemens.
- Tested Type 2 combinations
- Low LCC = Low life cycle cost

3RV20 comes with in-built overload protection, hence external bi-relay is eliminated

Direct-on-line feeder, for low LCC

SL Motor		Circuit breaker®		Contactor		Bi-relay	
kW 415V, 3ph, 50/60 Hz	I _L Amps (Guide value)	Type	Rating Amps	Type	Rating Amps	Type	Set-Range Amp
0.37	0.99	3RV2011-0KA10	1.25	3RT2015	7	#	0.9 ... 1.1
0.55	1.2	3RV2011-1AA10	1.6	3RT2015	7	#	1.1 ... 1.4
0.75	1.7	3RV2011-1CA10	2.5	3RT2015	7	#	1.8 ... 2.2
1.1	2.2	3RV2011-1DA10	3.2	3RT2015	7	#	2.2 ... 2.8
1.5	3.1	3RV2011-1FA10	5	3RT2024	12	#	3.5 ... 4.5
2.2	4.3	3RV2011-1GA10	6.3	3RT2024	12	#	4.5 ... 5.5
3.7	7.3	3RV2011-1HA10	8	3RT2024	12	#	5.5 ... 7
4	8.2	3RV2011-1JA10	10	3RT2024	12	#	7 ... 9
5.5	11	3RV2011-1KA10	12.5	3RT2024	12	#	9 ... 10
7.5	14	3RV2021-4BA10	20	3RT2027	32	#	13 ... 16
11	20	3RV2021-4DA10	25	3RT2027	32	#	18 ... 23
15	27	3RV2021-4EA10	32	3RT2027	32	#	27 ... 30 *
18.5	34	3RV2031-4UA10	40	3RT2035	40	#	32 ... 35
22	40	3RV2031-4WA10	52	3RT2036	50	#	42 ... 49
30	55	3RV2031-4JA10	65	3RT2037	65	#	54 ... 62
37	64	3RV2031-4KA10	73	3RT2038	80	#	62 ... 70
45	77	3RV2031-4RA10	80	3RT2038	80	#	70 ... 77 **
45	77	3RV2041-4RA10	84	3RT2046	95	#	65 ... 84
55	95	3RV2042-4MA10	100	3RT2047	110	#	80 ... 100
55	95	3VA2216-5MN32-0AA0	160	3RT1054	115	#	63 ... 115
75	129	3VA2216-5MN32-0AA0	160	3RT1055	150	#	63 ... 140
90	151	3VA2220-5MN32-0AA0	200	3RT1056	185	#	80 ... 175
110	186	3VA2325-5MN32-0AA0	250	3RT1064	225	#	100 ... 225
132	221	3VA2440-5MN32-0AA0	400	3RT1065	265	#	160 ... 265
160	267	3VA2440-5MN32-0AA0	400	3RT1066	300	#	160 ... 300
200	332	3VA2450-5MN32-0AA0	500	3RT1075	400	#	200 ... 400
250	420	3VA2450-5MN32-0AA0	500	3RT1076	500	#	200 ... 440

* Starting current up to 256A

** Starting current up to 720A

\$ 3RV21 'relay function' motor protection circuit-breaker can also be used in place of 3RV10 / 3RV20 MPCB respectively

@ Motor switching operations with circuit breaker 3VA are not allowed.

Alternative combinations with 3VA1 available, contact nearest sales office

For more motor feeder selection charts with various SIRIUS devices see configuration manual "Configuring SIRIUS Innovations – Selection Data for Fuseless and Fused Load Feeders", <https://support.industry.siemens.com/cs/ww/en/view/39714188>

Fuseless selection type 2, Iq = 50kA, IS/IEC:60947-4-1 (3RV/3VL with 3RT & 3RU)

Suitable for IE2 motors

- The selection is valid only for complete Siemens combinations i.e. MPCB / MCCB + contactor + bi-relay (+timer)
- In case this combination is changed to accommodate another brand/rating of MPCB/MCCB/contactor/BMR, it shall be the responsibility of the person making such a change to assure Type 2 performance.
- Selection is for normal starting conditions (class 10 feeder). For heavy starting applications (e.g. ID/FD fans, reciprocating compressor, ball mills etc.), please consult Siemens.
- The electronic star-delta timer type 3RP should be used in star-delta feeders.
- Tested Type 2 combinations
- Low LCC = Low life cycle cost

Direct-on-line feeder, for low LCC

SL motor		Circuit breaker [§]		Contactor		Bi-relay	
kW 415V, 3ph, 50/60 Hz	I _L Amp	Type	Amp	Type	Amp	Type	Set-Range Amp
0.37	1.1	3RV2011-0KA10	1.25	3RT2015	7	#	0.9 ... 1.25
0.55	1.4	3RV2011-1AA10	1.6	3RT2015	7	#	1.1 ... 1.6
0.75	1.7	3RV2011-1BA10	2	3RT2015	7	#	1.4 ... 2
1.1	2.4	3RV2011-1DA10	3.2	3RT2015	7	#	2.2 ... 3.2
1.5	3.2	3RV2011-1EA10	4	3RT2015	7	#	2.8 ... 4
2.2	4.8	3RV2011-1GA10	6.3	3RT2024	12	#	4.5 ... 6.3
3.7	7.4	3RV2011-1HA10	8	3RT2024	12	#	5.5 ... 8
4	8.5	3RV2011-1JA10	10	3RT2024	12	#	7.....10
5.5	11.5	3RV2011-1KA10	12.5	3RT2024	12	#	9 ... 12.5
7.5	15	3RV2011-4AA10	16	3RT2026	25	#	11.....16
11	21	3RV2021-4DA10	25	3RT2027	32	#	20 ... 25
15	29	3RV2021-4EA10	32	3RT2027	32	#	27 ... 32
18.5	34	3RV2031-4UA10	40	3RT2035	40	#	32 ... 40
22	40	3RV2031-4VA10	45	3RT2036	50	#	35 ... 45
30	57	3RV2031-4JA10	65	3RT2037	65	#	54 ... 65
37	64	3RV2031-4KA10	73	3RT2038	80	#	62 ... 73
45	77	3RV2031-4RA10	80	3RT2038	80	#	70 ... 80
55	101	3RV1041-4MA10	100	3RT1054	115	#	80 ... 100
55	101	3VL2710-1DK36-0AA0	100	3RT1054	115	3RU2146-4MB0	80 ... 100
75	134	3VL2716-1DK36-0AA0	160	3RT1055	150	3RU2156-5DB10-8K	110 ... 160
90	160	3VL3725-1DK36-0AA0	250	3RT1056	185	3RU2156-5EB10-8K	140 ... 200
110	190	3VL3725-1DK36-0AA0	250	3RT1064	225	3RU2166-5FB10-8K	180 ... 250
132	228	3VL3725-1DK36-0AA0	250	3RT1065	265	3RU2166-5FB10-8K	180 ... 250
160	269	3VL4731-1DK36-0AA0	315	3RT1066	300	3RU2166-5GB10-8K	220 ... 320
200	350	3VL5750-1DK36-0AA0	500	3RT1075	400	3RU2176-5HB10-8K	280 ... 400
250	430	3VL5750-1DK36-0AA0	500	3RT1076	500	3RU2176-5JB10-8K	350 ... 500

§ 3RV11 / 3RV21 'relay function' motor protection circuit-breaker can also be used in place of 3RV10 / 3RV20 motor protection circuit-breaker respectively

3RV10 /3RV20 comes with in-built overload protection, hence external bi-relay is eliminated

Suitable for IE2/IE3/IE4 Motors

Star-Delta feeder, for Low LCC

SL motor			Circuit breaker [§]		Contactor line/delta		Contactor star		Bi-relay		Timer
kW 415V, 3ph, 50/60 Hz	I _L Amps	I _{Ph} Amps	Type	Rating Amps	Type	Rating Amps	Type	Rating Amps	Type	Set-Range Amp	Type
5.5	11.5	6.7	3RV2321-4AC10	16	3RT2026	25	3RT2015	7	3RU2126-1HB0	5.5 - 8	3RP15
7.5	15	8.7	3RV2321-4BC10	20	3RT2026	25	3RT2015	7	3RU2126-1JB0	7-10	3RP15
11	21	12.2	3RV2321-4DC10	25	3RT2027	32	3RT2024	12	3RU2126-4AB0	11...16	3RP15
15	29	16.8	3RV2321-4EC10	32	3RT2027	32	3RT2024	12	3RU2126-4BB0	14 ... 20	3RP15
18.5	34	19.7	3RV2331-4UC10	40	3RT2035	40	3RT2027	32	3RU2136-4DB0	18 ... 25	3RP15
22	40	23.2	3RV2331-4VC10	45	3RT2036	50	3RT2027	32	3RU2136-4EB0	22 ... 32	3RP15
30	57	33.1	3RV2332-4JC10	65	3RT2037	65	3RT2035	40	3RU2136-4FB0	28 ... 40	3RP15
37	64	37.1	3RV2331-4KC10	73	3RT2038	80	3RT2035	40	3RU2136-4GB0	36 ... 45	3RP15
45	77	44.7	3RV2331-4RC10	80	3RT2038	80	3RT2035	40	3RU2136-4HB0	40 ... 50	3RP15
55	101	58.6	3RV2341-4MC10	100	3RT2047	110	3RT2035	40	3RU2146-4JB0	45 ... 63 **	3RP15
55	101	58.6	3RV2341-4MC10	100	3RT1054	115	3RT2037	65	3RU2146-4JB0	45 ... 63	3RP15
55	101	58.6	3VL2710-1DK36-0AA0	100	3RT1054	115	3RT2037	65	3RU2146-4JB0	45 ... 63	3RP15
75	134	77.7	3VL2716-1DK36-0AA0	160	3RT1055	150	3RT2037	65	3RU2146-4LB0	70 ... 90	3RP15
90	156	90.5	3VL3725-1DK36-0AA0	250	3RT1056	185	3RT2037	65	3RU2156-5BB10-8K	70 ... 100	3RP15
110	190	110.2	3VL3725-1DK36-0AA0	250	3RT1064	225	3RT1054	115	3RU2156-5CB10-8K	90 ... 125	3RP15
132	228	132.2	3VL3725-1DK36-0AA0	250	3RT1065	265	3RT1054	115	3RU2156-5DB10-8K	110 ... 160	3RP15
160	269	156	3VL4731-1DK36-0AA0	315	3RT1066	300	3RT1054	115	3RU2156-5EB10-8K	140 ... 200	3RP15
200	350	203	3VL5750-1DK36-0AA0	500	3RT1075	400	3RT1064	225	3RU2166-5FB10-8K	180 ... 250	3RP15
250	430	249	3VL5750-1DK36-0AA0	500	3RT1076	500	3RT1065	265	3RU2166-5GB10-8K	220 ... 320	3RP15

** Starting current up to 780A

Fuse protected selection type 2, Iq = 50kA, IS/IEC:60947-4-1 (3KL with 3RT & 3RU)

Suitable for IE2 motors

- The selection is valid only for complete Siemens combinations i.e. SDF + DIN Fuse + Contactor + Birelay (+ timer).
- In case this combination is changed to accommodate another brand/rating of SDF/DIN Fuse/Contactor/BMR, it shall be the responsibility of the person making such a change to assure type 2 performance.
- Selection is for normal starting conditions (class 10 feeder). (For heavy starting applications e.g. ID/FD fans, reciprocating compressor, ball mills etc., please consult Siemens.)
- The electronic star-delta timer type 3RP should be used in star-delta feeders.
- SDF: Switch Disconnecter Fuse. All fuses are DIN HRC type.
- Tested Type 2 combinations
- Low LCC = Low Life Cycle Cost

Direct-on-line feeder, for Low LCC

SL Motor		SDF		Fuse		Contactor		Bi-Relay	
kW 415V, 3ph, 50/60 Hz	I _L Amps	Type	Amp	Type	Amps	Type	Rating Amps	Type	Set-Range Amp
0.37	1.1	3KL811	20	3NA78040RC	4	3RT2015	7	3RU2116-0KB0	0.9 ... 1.25
0.55	1.4	3KL811	20	3NA78040RC	4	3RT2015	7	3RU2116-1AB0	1.1 ... 1.6
0.75	1.7	3KL811	20	3NA78010RC	6	3RT2015	7	3RU2116-1BB0	1.4 ... 2
1.1	2.4	3KL811	20	3NA78010RC	6	3RT2015	7	3RU2116-1DB0	2.2 ... 3.2
1.5	3.2	3KL811	20	3NA78030RC	10	3RT2015	7	3RU2116-1EB0	2.8 ... 4
2.2	4.8	3KL811	20	3NA78050RC	16	3RT2015	7	3RU2116-1GB0	4.5 ... 6.3
3.7	7.4	3KL811	20	3NA78070RC	20	3RT2023	9	3RU2126-1JB0	7...10
5.5	11.2	3KL812	32	3NA78100RC	25	3RT2024	12	3RU2126-1KB0	9 ... 12.5
7.5	15	3KL812	32	3NA78120RC	32	3RT2025	17	3RU2126-4AB0	11 ... 16
11	21	3KL815	63	3NA78200RC	50	3RT2026	25	3RU2126-4DB0	20 ... 25
15	28	3KL815	63	3NA78220RC	63	3RT2027	32	3RU2126-4EB0	27 ... 32
18.5	34	3KL821	100	3NA78240RC	80	3RT2035	40	3RU2136-4FB0	28 ... 40
22	40	3KL821	100	3NA78240RC	80	3RT2036	50	3RU2136-4GB0	36 ... 45
30	57	3KL821	100	3NA78300RC	100	3RT2037	65	3RU2136-4QB0	47 ... 57
37	64	3KL822	125	3NA78320RC	125	3RT2038	80	3RU2136-4KB0	62 ... 73
45	77	3KL822	125	3NA78320RC	125	3RT2038	80	3RU2136-4RB0	70 ... 80
55	101	3KL823	160	3NA78360RC	160	3RT1054	115	3RU2146-4MB0	80 ... 100
75	134	3KL831	200	3NA71400RC	200	3RT1055	150	3RU2156-5DB10-8K	110 ... 160
90	160	3KL832	250	3NA71440RC	250	3RT1056	185	3RU2156-5EB10-8K	140 ... 200
110	190	3KL832	250	3NA71440RC	250	3RT1064	225	3RU2166-5FB10-8K	180 ... 250
132	228	3KL833	315	3NA72520RC	315	3RT1065	265	3RU2166-5FB10-8K	180 ... 250
160	269	3KL834	400	3NA72600RC	400	3RT1066	300	3RU2166-5GB10-8K	220 ... 320
200	350	3KL841	500	3NA33650RC	500	3RT1075	400	3RU2176-5HB10-8K	280 ... 400
250	430	3KL841	500	3NA33650RC	500	3RT1076	500	3RU2176-5JB10-8K	350 ... 500

Star-Delta feeder, for Low LCC

SL Motor			SDF		HRC Fuses		Contactor Line/Delta		Contactor Star		Bi-Relay		Timer
kW 415V, 3ph, 50/60 Hz	I _L Amps	I _{Ph} Amps	Type	Rating Amps	Type	Rating Amps	Type	Rating Amps	Type	Rating Amps	Type	Set-Range Amp	Type
4	7.8	4.5	3KL811	20	3NA78030RC	10	3RT2023	9	3RT2023	9	3RU2126-1FB0	3.5 ... 5	3RP15
5.5	11.2	6.5	3KL811	20	3NA78050RC	16	3RT2023	9	3RT2023	9	3RU2126-1HB0	5.5 ... 8	3RP15
7.5	15	9.2	3KL811	20	3NA78070RC	20	3RT2024	12	3RT2023	9	3RU2126-1JB0	7 ... 10	3RP15
11	21	12	3KL812	32	3NA78100RC	25	3RT2024	12	3RT2023	9	3RU2126-1KB0	9 ... 12.5	3RP15
15	28	16.2	3KL812	32	3NA78120RC	32	3RT2026	25	3RT2025	17	3RU2126-4BB0	14 ... 20	3RP15
18.5	34	19.7	3KL815	63	3NA78200RC	50	3RT2027	32	3RT2026	25	3RU2126-4CB0	17 ... 22	3RP15
22	40	23.2	3KL815	63	3NA78200RC	63	3RT2035	40	3RT2026	25	3RU2136-4DB0	18 ... 25	3RP15
30	57	30.6	3KL821	100	3NA78220RC	80	3RT2035	40	3RT2026	25	3RU2136-4EB0	22 ... 32	3RP15
37	64	37.5	3KL821	100	3NA78240RC	80	3RT2035	40	3RT2027	32	3RU2136-4FB0	28 ... 40	3RP15
45	77	45	3KL821	100	3NA78300RC	100	3RT2036	50	3RT2028	40	3RU2136-4HB0	40 ... 50	3RP15
55	101	55.4	3KL821	100	3NA78300RC	100	3RT2037	65	3RT2035	40	3RU2136-4JB0	54 ... 65	3RP15
75	134	75.6	3KL823	160	3NA78360RC	160	3RT2038	80	3RT2037	65	3RU2136-4RB0	70 ... 80	3RP15
90	156	90	3KL823	160	3NA78360RC	160	3RT2046	95	3RT2038	80	3RU2146-4LB0	70 ... 90	3RP15
110	190	113	3KL831	200	3NA71400RC	200	3RT1054	115	3RT1054	115	3RU2156-5CB10-8K	90 ... 125	3RP15
132	228	133	3KL832	250	3NA71440RC	250	3RT1055	150	3RT1054	115	3RU2156-5DB10-8K	110 ... 160	3RP15
160	269	162	3KL833	315	3NA72520RC	315	3RT1056	185	3RT1054	115	3RU2156-5EB10-8K	140 ... 200	3RP15
200	350	202	3KL834	400	3NA72600RC	400	3RT1064	225	3RT1056	185	3RU2166-5FB10-8K	180 ... 250	3RP15
250	430	248	3KL841	500	3NA33650RC	500	3RT1065	265	3RT1065	265	3RU2166-5GB10-8K	220 ... 320	3RP15

Available till stocks last

Accessories for 3SB5 Push Buttons and Indicating Lamps

Illumination Module § - (suitable for BA9s LED lamp)

	Voltage	Colour	Type	Unit LP ₹	Std Pkg (nos.)
	24 V AC/DC	Red	3SB5400-8CC	440.-	10
		Green	3SB5400-8CE		10
		Blue	3SB5400-8CF		10
		Yellow	3SB5400-8CD		10
	110 V AC/DC	Red	3SB5400-8FC	540.-	10
		Green	3SB5400-8FE		10
		Blue	3SB5400-8FF		10
		Yellow	3SB5400-8FD		10
	240 V AC 50/60 Hz	Red	3SB5400-8SC	655.-	10
		Green	3SB5400-8SE		10
		Blue	3SB5400-8SF		10
		Yellow	3SB5400-8SD		10

Illumination Module § - (suitable for BA9s FILAMENT lamp)

	Voltage	Type	Unit LP ₹	Std Pkg (nos.)
	24 V AC/DC (24 V lamp)	■ 3SB5400-6CC	145.-	10
	110 V AC/DC (130 V lamp)	■ 3SB5400-6FH		10
	230V AC/DC (130 V lamp)	■ 3SB5400-6LH		10

§ Illumination module can be used with lens assembly, illuminated push buttons & illuminated selector actuators.

Spares for indicating lamps

Description	Type	Unit LP ₹	Std Pkg (nos.)
Lens for Indicating lamp	Red	3SB5910-1PC	10
	Green	3SB5910-1PE	10
	Amber	3SB5910-1PR	10
	Blue	3SB5910-1PF	10
	White	3SB5910-1PG	10
	Yellow	3SB5910-1PD	10
	Clear	3SB5910-1PH	10
	BA9s LED Lamp 24V AC/DC	Red	3SB5902-3FK
Green		3SB5902-3GK	115.- 10
Blue		3SB5902-3JK	340.- 10
Yellow		3SB5902-3HK	115.- 10
Lens for illuminated twin push button	White	3SB5912-0BB	25.- 10
Tool for fitting actuators on metal enclosures	3SB5902-2BX	1385.-	1

Spares for Push button actuators

Description	Colour	Type	Unit LP ₹	Std Pkg (nos.)	
Spare coloured discs for push button actuator	Normal	Red	3SB5910-0AC	25.-	10
		Green	3SB5910-0AE		10
		Blue	3SB5910-0AF		10
		White	3SB5910-0AG		10
		Yellow	3SB5910-0AD		10
		Black	3SB5910-0AB		10
Spare coloured discs for push button actuator	Raised	Red	3SB5910-0BC	25.-	10
		Green	3SB5910-0BE		10
		Blue	3SB5910-0BF		10
		White	3SB5910-0BG		10
		Yellow	3SB5910-0BD		10
		Black	3SB5910-0BB		10
Spare coloured discs for illuminated push button actuator	Normal	Red	3SB5910-0CC	25.-	10
		Green	3SB5910-0CE		10
		Amber	3SB5910-0CR		10
		Blue	3SB5910-0CF		10
		White	3SB5910-0CG		10
		Yellow	3SB5910-0CD		10
		Clear	3SB5910-0CH		10
Spare coloured discs for illuminated push button actuator	Raised	Red	3SB5910-0DC	25.-	10
		Green	3SB5910-0DE		10
		Amber	3SB5910-0DR		10
		Blue	3SB5910-0DF		10
		White	3SB5910-0DG		10
		Yellow	3SB5910-0DD		10
		Clear	3SB5910-0DH		10
Plastic front ring		3SB5911-1BA	25.-	10	
Plastic holder with screws		3SB5912-0BA	45.-	10	

3SE5 Position switches

Description	Contact arrangement	Type	Unit LP ₹	Std. Pkg. (nos.)
Open execution	Snap action - 1NO+1NC	3SE5250-0YC05	480.-	10
31 mm plastic enclosure	Snap action - 1NO+1NC	3SE5232-0YC05	540.-	1
50 mm plastic enclosure	Snap action - 1NO+1NC	3SE5242-0YC05	595.-	1
31 mm metal enclosure	Snap action - 1NO+1NC	3SE5212-0YC05	845.-	1
40 mm metal enclosure	Snap action - 1NO+1NC	3SE5112-0YA00	865.-	1
56 mm metal enclosure	Snap action - 1NO+1NC	3SE5122-0YA00	900.-	1
Spare contact block	Snap action - 1NO+1NC	3SE5000-0YA00	440.-	10



Discontinued

Product	Type No.
Contactor Relays	3RH1
3RT101 S00 Power Contactor	3RT1015 - 3RT1018
3RT102 S0 Power Contactor	3RT1023 - 3RT1026
3RT103 S2 Power Contactor	3RT1034 - 3RT1036
3RT10 S3 DC Coil Contactor	3RT104..B...
3RT13 4 Pole Contactor (S00 to S3)	3RT13..
3RT15 4 Pole Contactor (S00 to S2)	3RT15..
3RA1.. Assemblies	3RA1...
3TK5 AC-1 Contactors	3TK5
Solid State Timer Block for 3RT1 S00 to S3	3RT1926...
Auxiliary Contact Blocks (S00)	3RH1911....
3RA1 Load Feeders, Link modules	3RA192.....
Surge Suppressors 3RT1/3RH1 (S00)	3RT1916....
Microprocessor based overload relay - 3RB20 and 3RB21 Size S00 & S0	3RB2016 / 3RT2026 / 3RB2113 /3RB2123
Microprocessor based overload relay - 3RB20 and 3RB21 Size S2 & S3	3RB2036 / 3RT2046 / 3RB2133 /3RB2143
Thermal Overload Relays - 3RU11 (S00, S0)	3RU1116/3RU1126
Thermal Overload Relays - 3RU11 (S2, S3)	3RU1136/3RU1146
Thermal Overload Relays - Accessories for independent mounting	3RU19..
Motor Protection Circuit Breakers - 3RV1 (S00,S0,S2)	3RV102/ 3RV103
	3RV112/ 3RV113
	3RV132/ 3RV133
Old Raja Starter	3TW4290-1A..
Old ASD Starter	3TE0290-0A..
Thermistor motor protection relay	3RN1...
7PV0 Multifunction timer	7PV0722-1BV20

3SB5 BA9s Compact Indications Lamps and related spares

Description	Voltage	Colour	Type No.
Complete BA9s FILAMENT indicating lamps (with plastic front ring)	24 V AC/DC	Red	3SB5286-6HC01
		Green	3SB5286-6HE01
		Amber	3SB5286-6HL01
		Blue	3SB5286-6HF01
		Clear	3SB5286-6HH01
	110 V AC/DC	Red	3SB5286-6HC11
		Green	3SB5286-6HE11
		Amber	3SB5286-6HL11
		Blue	3SB5286-6HF11
		Clear	3SB5286-6HH11
	230 V AC	Red	3SB5286-6HC12
		Green	3SB5286-6HE12
Amber		3SB5286-6HL12	
Blue		3SB5286-6HF12	
Complete indicating lamps W/O LAMP** (with plastic front ring)	30V DC	Red	3SB5286-6HC00
		Green	3SB5286-6HE00
		Amber	3SB5286-6HL00
		Blue	3SB5286-6HF00
		Clear	3SB5286-6HH00
Related Spares			
BA9s Filament lamp	24V/2W		3SB5902-6C
	130V/2.5W		3SB5902-6D
BA9s LED Lamp 24V AC/DC	24 V AC/DC	Red	3SB5902-3FK
		Green	3SB5902-3GK
		Blue	3SB5902-3JK
		Yellow	3SB5902-3HK

Siemens Industry Online Support (SIOS)

Download mobile app














SIEMENS

Ingenuity for life



When it comes to safety, nothing beats SIVACON

**SIVACON S8 - the only most economical
switchboard with true closed door trolley
disconnection**

The SIVACON S8 low-voltage power distribution switchboard sets new standards failproof safety & service. In conformance to the IEC 61439-1&2, SIVACON S8 guarantees high performance, maximum safety and compact modularity.

These switchboards help industries and buildings significantly reduce investment costs and space.

Benefits

- Superior safety, performance reliability and unmatched space saving
- SIVACON Assurance - Maintenance-free for life

Features

- The only 'Arc Free' switchboards in the world
- SIVACON patented double front PCCs upto 7000A, 150kA
- Patented holeless technology for connections
- Patented ventilation technique
- Combination of fixed, plugin & drawout feeders in the same vertical
- State-of-the-art technology, innovation in design and unmatched performance

SIVACON

Technology
Partner

SIEMENS

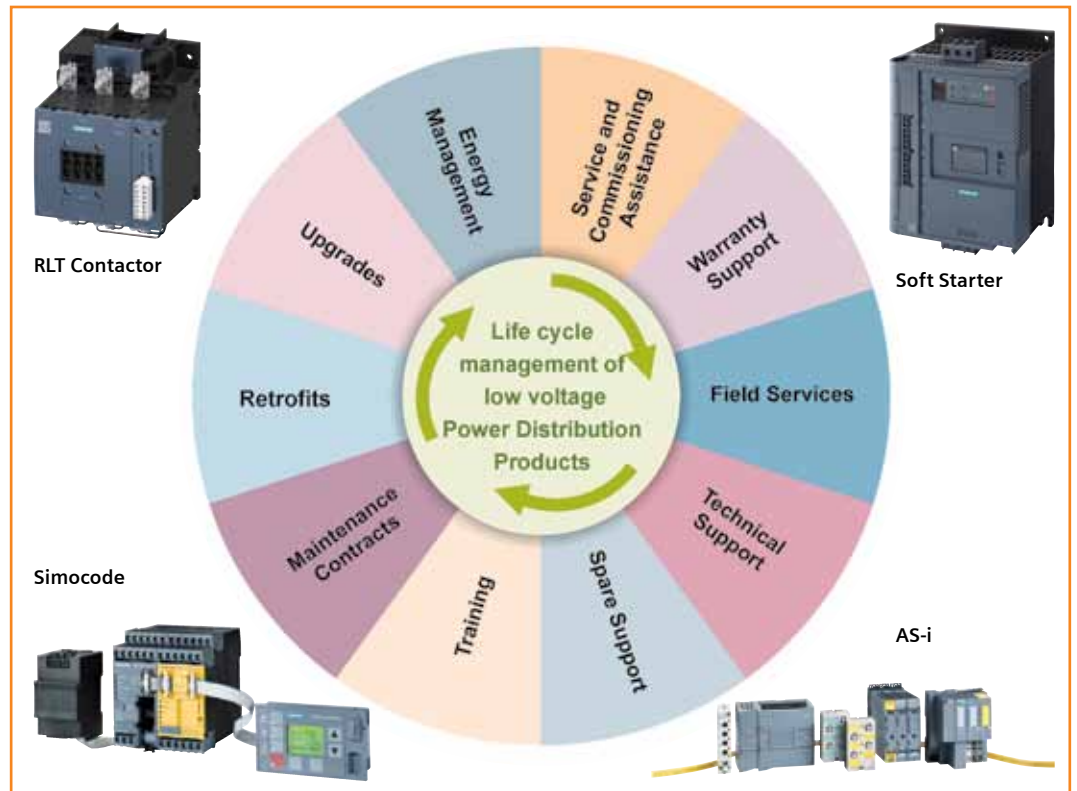
www.siemens.com/sivacon-details

One point contact for your service needs


The comprehensive range of services from Siemens is sure to cover the needs of the most varied users.

We offer structured services, designed to give you valuable support in every phase during the lifecycle of your low voltage products and panels – from warranty support to suitable retrofit solutions.

Additionally we also provide Energy Management solutions and Technology upgrade solutions for your existing switchgear.



Service & spares for SIEPAN 8PU & SIRENEW (Solar ACDB) switchboards



- Annual Maintenance contract of LV Switchboards
- Conversion of existing conventional to intelligent MCC
- Ready to use completely prewired draw out modules for MCC

Please get in touch with us for details

CUSTOMER CARE

Toll Free No: 1800220987/18002090987 • E-mail: ics.india@siemens.com

A comprehensive range of products, solutions and services



For information on prices of above products please refer to the valid low voltage power Distribution Products LP

Terms and conditions

Maximum Retail Price (MRP) / List Price (LP) is subject to revision without prior notice.

The company reserves the right to supply goods at its works or godown at its discretion.

The minimum order size for non-stock items (items not marked with ■) is 50 Nos. for each item or ₹ 50,000/- per item.

Export control regulation - retention clause: The fulfillment of the agreement on Siemens part is subject to the provision that this shall not be prevented by implements on the grounds of national and international legal requirements, in particular export control provision.

Stock items

The normal stock items (indicated by ■) are subject to change without prior notice.

Note

- This supersedes all previous Price Lists.
- List Prices (LPs) mentioned are exclusive of all taxes.
- Maximum Retail Prices (MRPs) mentioned in the publication are maximum recommended selling prices.
- Invoice amount not to exceed MRP
- Invoice amount = MRP (less) applicable discount + applicable GST %
- For receiving material in factory sealed packing, we request you to order in multiples of the indicated standard packing quantity.

Ask your nearest Siemens partners to include you in our mailing list.

Always make your purchases only from our authorised dealers. Details available with our sales office/territory managers.

LIST OF SITRAIN - INDIA TRAINING CENTERS

(including Training Service Providers, TSPs)

Title	Days
Training Programmes on Automation	
SIMATIC S71200 with TIA V15	5
SIMATIC S7300 with STEP7 V5.x Basic	5
SIMATIC S7400 with STEP7 V5.x Basic	5
SIMATIC WinCC Explorer V7.x Basic	5
SIMATIC WinCC Explorer V7.x Advance	3
SIMATIC WinCC (TIA Portal) Professional V15	5
SIMATIC S71500 with TIA V15 Basic	5
SIMATIC S71500 with TIA V15 Advance	3
SIMATIC S7300 with STEP7 V5.x Advance	3
SIMATIC S7400 with STEP7 V5.x Advance	3
Networking on PROFIBUS/PROFINET with V5.x	5
Networking on PROFIBUS/PROFINET with TIA Portal V15	3
DCS: SIMATIC PCS7 Basic	10
DCS: SIMATIC PCS7 Advance	10
SIMATIC Distributed (Machine Safety) course	3
SIMATIC Fail-safe (Process Safety) course	3
SIMATIC Industrial Identification	3
SIMATIC Industrial Communication	2
Industrial Networking	3
SCL with STEP7 Classic V5.6	On Request
SCL with TIA Portal V15	
PCS7 CEMAT	

Title	Days
S7Graph with STEP7 Classic V5.6	On Request
S7Graph with TIA Portal V15	Request
Training Programmes on Digitalization	
Digitalization Auto Engineering	5
Digitalization_Stand_SiVArc	3
Training Programmes on Process Instrumentation	
Process Instrumentation	4
Training Programmes on Drive	
G120 with STARTER	5
SINAMICS G120 with TIA Portal	4
SINAMICS G130/G150	6
SINAMICS S120 Basic	5
SINAMICS S120 Advance	5
SINAMICS S120 Safety functions	3
SIMOTION Basic	5
SIMOTION Advance	5
SINAMICS V90	3
SINAMICS V20	3
SINAMICS DC Master 6RA80	6
SINAMICS Perfect Harmony GH180	5
Application Based Crane Training	5
Basic Course on AC/DC Drive	5
Basic AC Drive with MM4 Maintenance	5

Title	Days
AC Drive SIMOVERT Masterdrive Vector control	6
SIMOREG DC Master 6RA70	6
SIMOTRAS HD	5
SINAMICS GM/GL/SL	On request
Training Programmes on LV Switchgear	
LV Switchgear Products & Coordination	4
LV Switchgear Products, Distribution & Panel	4
SIMOCODE AC-Motor control	3
Basic Automation for Switchgear User	3
AC Motor Basics Control & Maintenance	3
SIRIUS Soft Starter	2
Sentron PAC Meter	2
Sentron Power Manager	On Request
AC MV Motor	Request
Training Programmes for College	
CU PLC	3
CU SCADA	3
CU AC/DC Drive	4
CU PI	3
CU LV Switchgear	3
CU Motor	2
CU Mechatronics	18

SITRAIN Training Executors in India (Address & Contacts)

SITRAIN India (Kalwa)
Siemens Ltd.
TSDC, Kalwa Works
Opposite Airoli Railway Station
Thane Belapur Road, Airoli
Navi Mumbai - 400708, Maharashtra
Tel: +91-22-39663208
E-mail: customer.training.in@siemens.com

STE-NORTH 1 (Panchkula)
Industrial Automation Training Centre
178, Phase II, Industrial Area
Panchakula -134113
Haryana, India.
Tel: +91-172-5044417
E-mail: info@iatc.in

STE-South-2 (Hyderabad)
Esskay Technologies
9-10-13, 2nd Floor, Siddam ShettyComplex
Canara Bank, Opposite Raymond Showroom
Parklane, Secunderabad - 500003
Tel: +91-40-66776353/040-66386352
E-mail: hydtc@esskay.in

STE-WEST 2 (Digha)
Christiani Sharpline Technical Training (P) Ltd.
Plot No.19, TTC Industrial Area
Vishnu Nagar, Dighe
Navi Mumbai - 400708
Tel: +91-22-39154101/105
E-mail: christiani@sharplinegroup.com

STE-East (Kolkata)
Unit No-207A, 2nd Floor, PS Aviator
Atghara, Rajarhat Newtown, Chinarpark
Kolkata - 700136
Tel: +91-8820378858
E-mail: koltc@esskay.in

STE-South-3 (Chennai)
Vi Microsystems Pvt. Ltd.
Plot No. 75, Electronics Estate, Perungudi
Tamil Nadu, Chennai - 600096
Tel: +91-44-42047536
E-mail: siemens@vimicrosystems.com

STE-Central (Bhilai)
Artech Solutions
2/5 Priyadarshani Parisar (West)
Nehru Nagar Square, Bhilai - 490020
Tel: +91-712-2243338
E-mail: arttech.bhilai@gmail.com

STE - SOUTH 1 (Coimbatore)
Karunya – SIEMENS Centre
Karunya University, Karunya Nagar
Coimbatore - 641114
Tel: +91-422-2614400/4399
E-mail: siemens@karunya.edu

STE-WEST 1 (Navi-Mumbai)
Esskay Services
Block No. 801-802, B Wing, Techno City
Plot No. X-4/1 & X-4/2, TTC Industrial Area
Mahape, Navi Mumbai - 460710
Tel: +91-22-27788403
E-mail: mumtc@esskay.in



SIEMENS

Ingenuity for life



Integrated Control Panels

Easy optimization of Control cabinets in all aspects for machines & industrial systems for world market

